




VAULT

RICKER LIBRARY ARCHITECTURE



BAY COUNTY COURT HOUSE.

Bay City, Mich.

Engr. by J. Breen & B. Park Place, N.Y.

Richards
VILLAGE BUILDER
AND
Supplement.

BICKNELL'S VILLAGE BUILDER

ELEVATIONS AND PLANS

FOR

COTTAGES, VILLAS, SUBURBAN RESIDENCES, FARM HOUSES, STABLES AND
CARRIAGE HOUSES, STORE FRONTS, SCHOOL-HOUSES, CHURCHES,
COURT-HOUSES, AND A MODEL JAIL;

ALSO

EXTERIOR AND INTERIOR DETAILS FOR PUBLIC AND PRIVATE BUILDINGS,

WITH APPROVED FORMS OF CONTRACTS AND SPECIFICATIONS.

CONTAINING FIFTY-FIVE PLATES DRAWN TO SCALE;

SHOWING THE STYLE AND COST OF BUILDING IN DIFFERENT SECTIONS OF THE COUNTRY, BEING AN
ORIGINAL WORK,

COMPRISING THE DESIGNS OF FIFTEEN LEADING ARCHITECTS, REPRESENTING THE NEW ENGLAND,
MIDDLE, WESTERN AND SOUTH-WESTERN STATES.

REVISED EDITION.

WITH THREE ADDITIONAL PLATES AND A VARIETY OF DETAILS.

New York:

A. J. BICKNELL & CO.,
ARCHITECTURAL BOOK PUBLISHERS,
27 WARREN STREET.

1872.

Entered according to Act of Congress, in the year 1872, by
A. J. BLACKNELL,
In the Office of the Librarian of Congress, at Washington, D. C.

INTRODUCTION.

Several years experience in the sale of Architectural Books has taught us, that in bringing out a practical work on Architecture, it is necessary to include a great variety of styles of buildings; and in presenting this volume to the public, we feel assured that it is better adapted to the North, South, East and West, than any previous production of similar character.

Several well-known architects, whose names will be found in connection with the description of plates, have aided us in perfecting this work. It has been our object in the selection of designs principally to include buildings of moderate cost, although we have introduced several elaborate specimens, all of which are suggestive, and may be executed in a plainer way for one-half the given cost.

The estimates are made at the various localities where the designs have been prepared; including Boston, Worcester, Philadelphia, Buffalo, Chicago, St. Louis; Springfield and Lincoln, Ill.; Kansas City, Mo.; Nashville, Tenn.; and Fort Edward, N.Y.

The work is chiefly made up of elevations, plans and details of cottages, villas, and suburban houses; yet much attention has been given to model designs for churches, court-houses, and other public and private buildings.

The elevations are mostly drawn on a scale of one-eighth, one-twelfth, or one-sixteenth; the details on a scale of one-half to three-fourths of one inch to the foot; all of which can be easily comprehended and executed.

The demand for previous publications that we have brought to public notice is an evidence of the increasing want of such a work as the VILLAGE BUILDER, which is not characterized by the style of any one author or locality, but is general in its adaptation.

A. J. BICKNELL & CO.

FRONTISPIECE.

Perspective view of Bay County Court-house, Bay City, Mich.
Plates 49, 50 and 51 show the front and side elevations, plans and details.

PLATE 1.

THREE DESIGNS FOR CHEAP FRAME COTTAGES.

Fig. 1. Front elevation of cottage with hip roof.

Fig. 2. First floor plan, containing three rooms and porch. This design can be built for \$750.

Fig. 3. Elevation of cottage, suitable for plan of Fig. 1. Cost \$1,000.

Fig. 4. Front elevation of cottage, containing six rooms.

Fig. 5. First floor plan of Fig. 4.

Fig. 6. Second floor plan of Fig. 4. Cost \$1,200.

The designs on this plate are drawn on the scale of one-eighth of one inch to the foot.

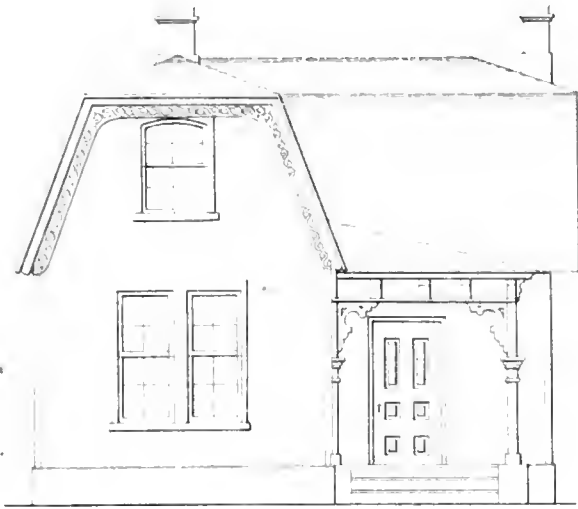


Fig. 1.

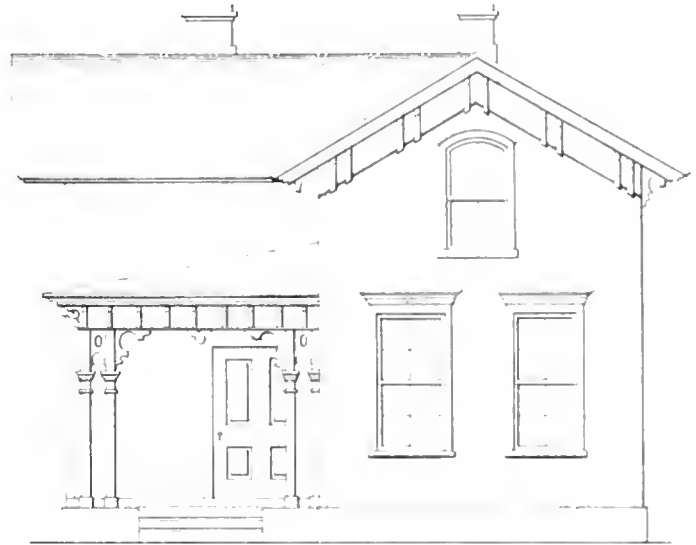


Fig. 4.

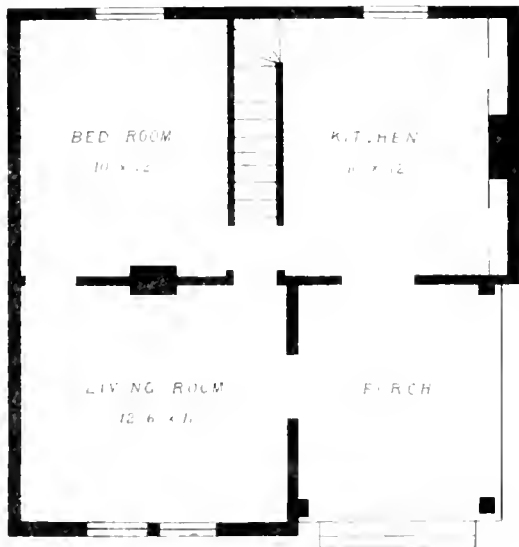


Fig. 2.

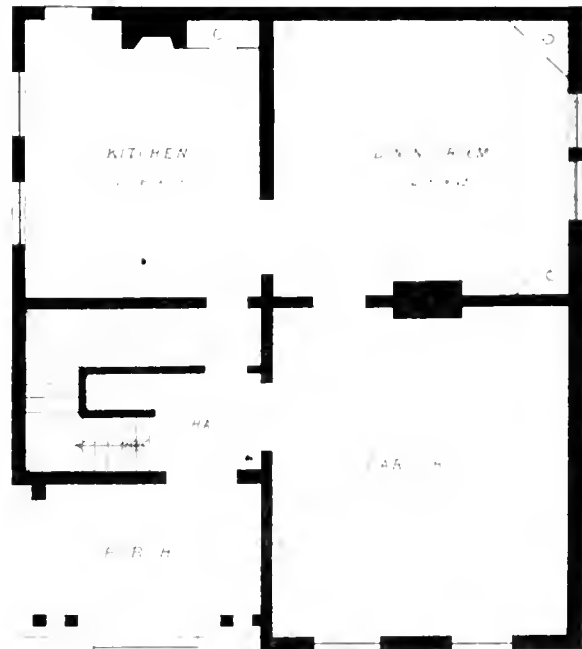


Fig. 5.

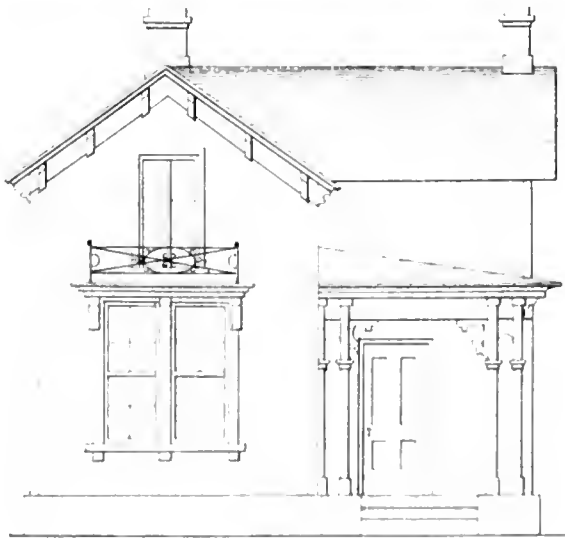


Fig. 3.

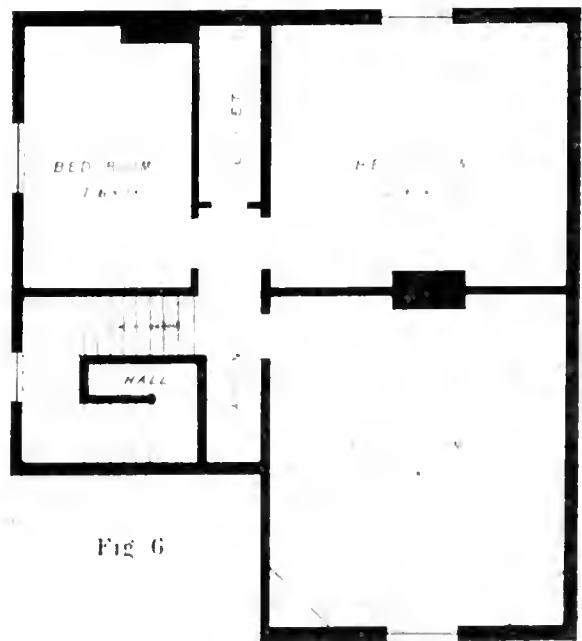
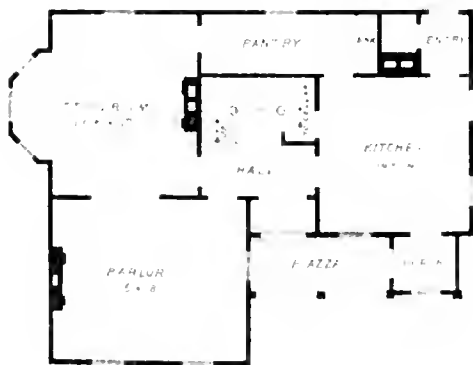


Fig. 6.

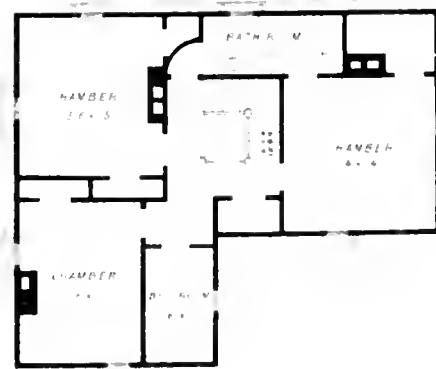
Scale $\frac{1}{4}$ of 1 inch to the foot




FRONT ELEVATION



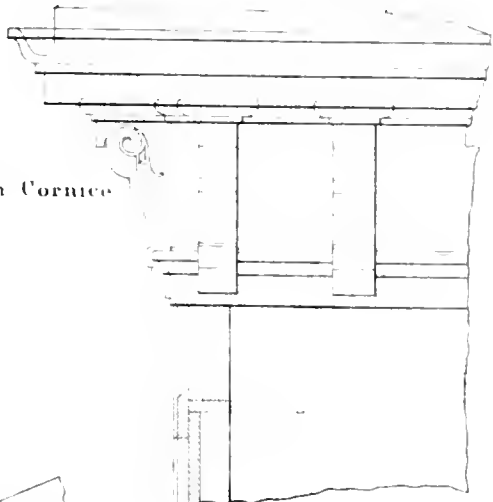
PLAN OF FIRST FLOOR



PLAN OF SECOND FLOOR




Main Cornice



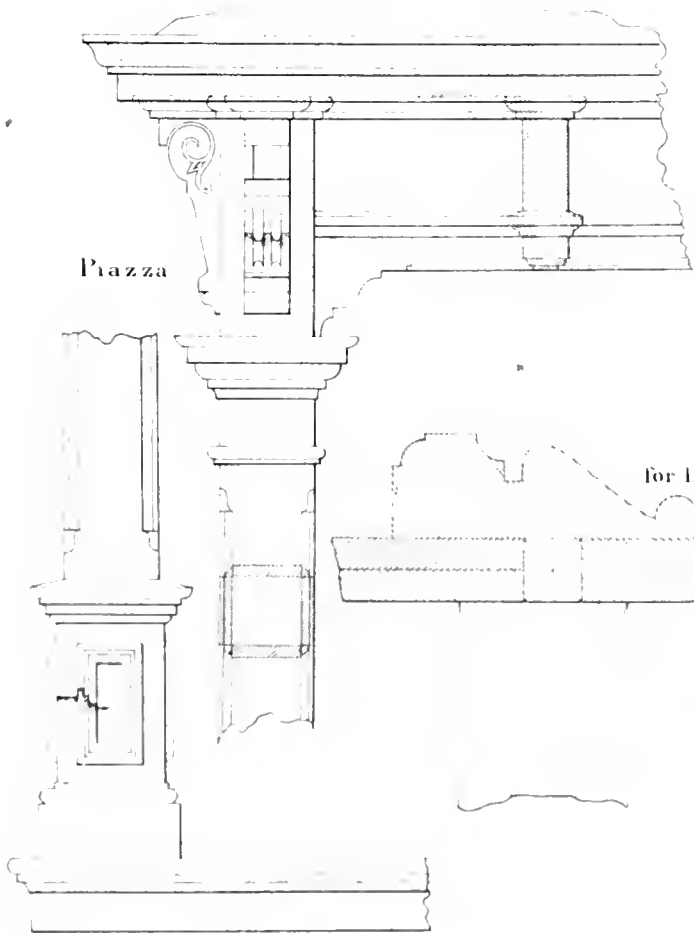
Cornice on Curved Roof



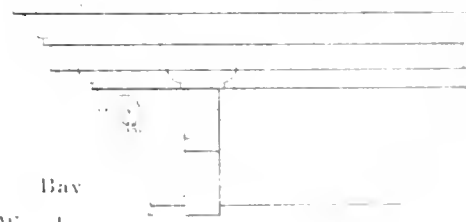
Lutern Window



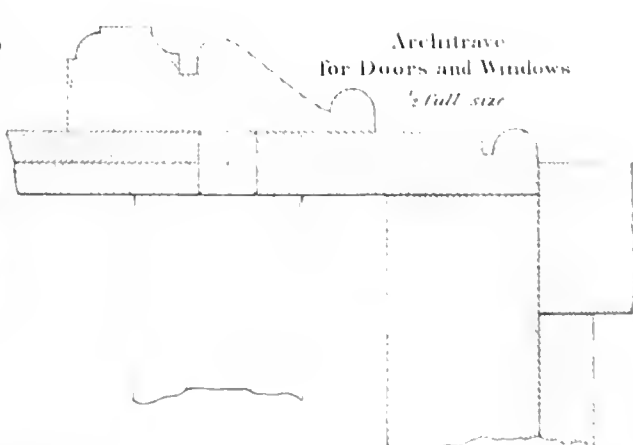
Piazza



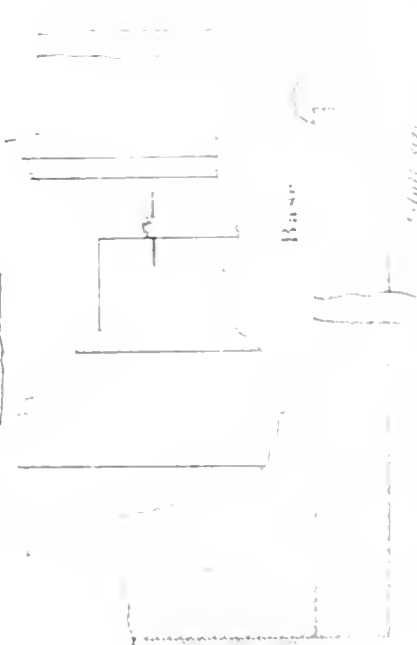
Bay Window



Architrave for Doors and Windows
1/2 full size



Base



Details for Plate 2.

Scale where not indicated $\frac{1}{2}$ full size

SPECIFICATIONS.

SPECIFICATIONS of the Materials to be Furnished and Labor to be Performed in the Erection and Completion of a Wooden Dwelling-House, according to a set of plans, shown on Plate 2, furnished by L. Underwood, Architect, 13 Exchange Street, Boston.

GENERAL DESCRIPTION.

The size of the house and the size and arrangement of all the rooms, etc., are to be as shown on the plans, which are to be considered as a part of this specification; and which, with the writing and figures thereon, together with the detail drawings, are to be adhered to in every respect. The figures in all cases are to take the precedence of measurements on the plans.

EXCAVATION, STONE WORK, &c.

The contractor is to do all of the excavating for the cellar, drains and cistern, dig well, etc., and to put in the cellar and bulkhead walls, build foundations for piers and chimneys, and to do all the stonework necessary to receive the frame. The cellar and bulkhead walls are to be 18" thick at the bottom and 14" at the top, built with stone laid in cement mortar, and are to be carried up to the proper height to receive the sills. The cellar is to be 8' 6" deep in the clear of the joists. There is to be a dry well, 4' in diameter at the bottom and 2' 6" at the top, and 6' deep, built where shown on the plans. The walls are to be of stone laid dry, carried up to within 18" of the top of the ground and covered with flagging stones. There is to be a 5" vitrified earthenware drain pipe from the waste-pipe to the sink, to the dry well, provided with a stench trap. The cellar wall above the grade is to be built of large stone, with an even face on the outside. The joints are to be well pointed and drawn. There is to be a well located as per plan, and bricked up with a 4" wall of hard burned brick, laid in cement and is to be covered with flagging stones.

All earth that is excavated is to be deposited in such places in the lot as the proprietor may direct.

BRICKWORK.

Piers are to be built, as shown on the cellar plan, with good hard burned brick, and carried up to the sills. The chimneys are to be built, as shown on the plans, of a good quality of chimney brick, and to be topped out with good hard burned brick of uniform color, according to designs given in the elevations. All of the flues are to be fastened throughout on the inside. There are to be funnel irons, of such sizes as may be directed, put in the chimneys, so that stoves may be put up in all the rooms.

There is to be a rain-water cistern, as shown on the plans, of 2,500 gallons capacity, built in the usual manner, with hard burned bricks laid in cement, and is to be thoroughly cemented on the inside, and provided with a flagging stone cover and a vitrified earthen overflow pipe connected with the drain running to the dry well. The overflow pipe is to have a bend-trap.

CARPENTERS' WORK.

The frame is to be made and set up in a good and workmanlike manner, with good, sound, square-edged spruce timbers and joists of such sizes as are marked on the plans. The floor joists are to be bridged with truss bridging. The walls and roof to be boarded with sound pine boards, mill-planed and matched; to be well laid and nailed. The roofs are to be prepared for slating or tinning, as may be required. The outside finish is to be well wrought and put up according to the detail drawings, and is to be of sound, seasoned pine lumber, free from knots, sap or shakes. The walls of the house are to be clapboarded with Eastern pine clapboards, planed to an even thickness and moulded, and laid so as to lap not less than 1½", and all to be thoroughly nailed.

SPECIFICATIONS FOR DESIGN SHOWN ON PLATE TWO.

All projections, mitre-joints, and other exposed places are to be well leaded with sheet lead so as to prevent all leakage.

SLATING AND TINNING.

All the roofs are to be slated with good Pennsylvania slates of uniform color, laid on tarred sheathing paper, and secured with Swedes iron nails. The slates on the Mansard roofs are to be 8' x 12', with the lower ends rounded.

The roofs of the Bay and Luthern windows, and of the piazza, are to be tinned with the best quality of roofing tin, put on with soldered joints. The chimneys and all other places liable to leak are to be secured with lead or zinc and made perfectly tight.

The gutters to the main roof are to be of wood and formed as shown on the details of cornice, and to have lead eaves pipes, and two 3" (inside measurement) round wooden conductors put up where directed. The gutters for piazza and bay window are also to be of wood, with 2" wooden conductors. As many of the conductors are to connect with the cistern as may be directed. All others are to have proper turnouts at the bottom.

WINDOWS.

The window-frames are to be made according to the detail drawings, with Southern hard pine, pulley stiles and parting beads. The pockets for the weights are to be cut into the pulley stiles and secured with screws. The sashes are to be of pine 1½" thick, and double hung with weights, best hemp sash cord, and 1½" axle pulleys, and to be provided with good bronzed sash fastenings. The stop-heads are to be of soft pine, and are to be secured with round-headed blued iron screws.

The cellar windows are to have plank frames made in the usual manner, and the sashes to be hung so as to swing up under the first floor. The glass is to be of such sizes as are figured on the plans.

There are to be outside blinds on all the windows, to be hung with wrought-iron hinges and secured with good substantial fastenings.

PARTITIONS AND FURRINGS.

All partitions are to be set with 2" x 3" joists, placed 16" from centers and bridged. All are to be of even widths, and to be set straight and true. The cappings to the hall partitions are to be 3" x 4". All the partition joists, when practicable, are to go through the floor and stand on the partition cap below.

All ceilings are to be furred with 1" x 3" strips, placed 16" between centers, made straight, and all to be well nailed. All necessary grounds are to be put on to fully prepare for plastering. All other places requiring it are to be furred in a proper manner.

LATHING AND PLASTERING.

All the walls and ceilings throughout the house are to be lathed with good pine or spruce laths, assorted so as to be entirely free from knots, in all of the principal rooms. All are to be plastered with a heavy coat of lime and hair mortar evenly floated, and skim-coated with beach sand finish. All angles are to be made straight and true.

There are to be stucco cornices and centerpieces in the front hall, parlor, and sitting-room. The cornices to cost, on an average, 37 cents per foot, and the centerpieces to cost, in the aggregate, \$25.

INSIDE FINISH.

The inside finish is to be of clear and thoroughly kiln-dried pine lumber. The style of finish is to be as shown on detail drawings and put up in a thorough and workmanlike manner. There is to be a moulded base in all of the principal rooms throughout the house. All of the clothes closets are to have shelves and drawers as marked on the plans, and to have two strips on all sides where there are no drawers or shelves and provided with hooks screwed on not over 8" apart. The store room and china closet are to be finished with drawers and shelves. The sink is to be finished with a closet underneath. The under floors are to be of good, sound, seasoned

SPECIFICATIONS FOR DESIGN SHOWN ON PLATE TWO.

square-edged pine or spruce mill-planed boards, laid edge to edge. The upper floors are to be of narrow widths of seasoned pine, mill-planed, jointed, well laid and smoothed off. All floors are to be cut in between the bases.

The bath-tub, water-closet and wash-stand in the bath-room are to be finished with black walnut. The water-closet seat and the tub are to be paneled and moulded. The wash-bowl case is to be finished with drawers and a closet underneath. There is to be a paper box in the water-closet seat.

The front outside doors are to be double and of the sizes marked on the plan, to be 1 $\frac{3}{4}$ " thick and to have raised mouldings. The upper panels are to be of glass. The rear outside door is to be of such size as marked on the plan 1 $\frac{3}{4}$ " thick and moulded with raised mouldings. All other doors throughout the house are to be 1 $\frac{1}{2}$ " thick and moulded with raised mouldings. All doors are to be of such sizes as are figured on the plans and to have glass panels where marked.

All doors are to be of the best quality of kiln-dried pine lumber.

STAIRS.

The stairs are to be located and built as shown on the plans. They are to be finished with good clear pine lumber and to have a 7" (shaft measurement) chamfered newel post, 4" moulded rail and 1 $\frac{3}{4}$ " fancy turned balusters, all to be of thoroughly seasoned black walnut. The landing and gallery posts are to be 5" and chamfered.

The cellar stairs are to be built in a good and substantial manner.

Build and set up the steps to front and back doors with good, sound, seasoned 2" hard pine plank. The front steps to have a moulding under the treads with returned nosings.

HARDWARE.

All doors are to be hung with good loose-jointed butts of suitable sizes for their respective places, and to have brass bolt mortise locks with brass plate and keys, and all to have pressed glass knobs and bronzed trimmings. The front doors to be trimmed with flush bolts and to have a lock with night-latch and furnished with duplicate keys. The knobs on the outside to be silvered glass with silver-plated trimmings. The knob inside is to be of pressed glass.

The front door is to be provided with a bell hung in such place as may be directed. The pull is to be of silvered glass and to correspond with the front door knobs.

GAS PIPES.

Gas pipes are to be put into the ceiling of the parlor, sitting room, front hall and kitchen, and in all other rooms where marked on the plans.

PLUMBING.

There is to be a 2' x 4' cast-iron sink at the end of the pantry to be furnished with a 1 $\frac{1}{2}$ " waste-pipe, cesspool strainer, etc., to make the same complete.

There is to be a 3" copper pump at the sink to be provided with a 1 $\frac{1}{2}$ " bore, 2 $\frac{1}{2}$ lb. lead pipe to connect with the well.

There is to be a 2 $\frac{1}{2}$ " force pump of the best quality, provided with a two ways faucet and 1 $\frac{1}{2}$ " galvanized iron suction pipe connecting with the rain water cistern.

The rising main connecting with the cistern in the bath-room is to be 1 $\frac{1}{4}$ " in diameter, 2 $\frac{1}{2}$ lbs. per foot.

The bath-room is to be fitted up with bath-tub, water-closet and wash-bowl. The bath-tub is to be of the usual size, lined with planished copper and furnished with a $\frac{3}{4}$ " brass faucet, plug, chain, and rose overflow.

The water-closet is to be the best pan closet with wedgwood basin, strong lead trap and 4" iron soil pipe and is to be provided with all necessary pipes, service boxes, and other fixtures to make the same complete in every respect.

The wash bowl is to be 15" of marbled pattern, to have a countersunk marble top 1" thick with moulded edge and to have 8" marble back and ends. The faucet, chain, holder and plug are

SPECIFICATIONS FOR DESIGN SHOWN ON PLATE TWO.

to be silver-plated. The wash-bowl case is to be lined up underneath with lead 4" high and to have a suitable sized waste pipe connecting with the soil pipe.

There is to be a cistern over the bath-room of 300 gallons capacity, lined with 5 lb. sheet lead and to be provided with all the necessary pipes, valves, etc., to make the same complete in every respect.

The supply pipe for the bath-tub is to be $\frac{3}{4}$ " bore, 2½ lbs. per foot, for wash-bowl $\frac{3}{8}$ " bore, 1½ lbs. per foot. The waste pipes for tub and bowl are to be 1½" bore 3 lbs. per foot. All materials of good quality necessary to complete the plumber's work in every respect are to be furnished and all the work is to be done in a good and workmanlike manner.

PAINTING AND GLAZING.

All of the woodwork outside and inside that is usually painted, is to have three good coats of paint of the best quality all to be tinted as may be directed. The closet floors are to be painted. All gutters and tinned roofs are to be painted with three good coats of paint. The blinds are to be painted four coats of such color as may be directed. The stair rails and all hard woodwork are to be filled and well rubbed down in oil. All hard pine work is to be puttied and well oiled.

All of the sashes are to be glazed with the best German glass, all to be well bedded, bradded and back puttied. The front doors are to be glazed with ground glass of such pattern as may be selected. All other glass panel doors are to have plain ground glass.

FINALLY.

It is to be understood that everything necessary to the full and complete execution of the work according to the general intent and meaning of these plans and specifications is to be done and all materials furnished so as to complete the work in a good and workmanlike manner whether herein particularly described or not.

FORM OF CONTRACT

FOR THE BUILDING OF DESIGN SHOWN ON PLATE TWO.

Memorandum of agreement made between A. B., of ———, in the County of ———, and Commonwealth of ———, of the first part, and C. D., of ———, in the county and commonwealth aforesaid, builder, of the second part, touching the erection of a wooden dwelling house for said A. B., to be located on ——— street, in ———, and to completely finish the same in all its parts by the party of the second part, according to the full intent and meaning of the plans and specifications of even date herewith and signed by both parties hereto, said plans and specifications to be considered as a part of this agreement.

The said C. D., in consideration of the covenants and agreements hereinafter contained by the said A. B. to be kept and performed, does covenant, promise and agree that he the said C. D. shall commence the work immediately and prosecute it to its completion without any delays of the same, except such as are inevitably caused by the strike of workmen or the state of the weather, and that he will perform all labor and furnish all materials necessary to complete the work so as to satisfy the provisions of this contract in accordance with the requirements of the plans and specifications in the most thorough and workmanlike manner under the superintendence of

to his satisfaction and to the acceptance of the owner on or before the ——— day of ——— now next ensuing the date hereof. And it is hereby expressly agreed that the said C. D. shall pay and allow the said A. B. for each and every day (except the aforesaid) beyond said ——— of ——— the sum of ten dollars as liquidate damages. But if the work is delayed by causes aforesaid, the said C. D. is to be allowed one extra day for each and every day of delay to complete said work.

And the said A. B. in consideration of the above premises doth for himself and his executors agree well and truly to pay or cause to be paid unto the said C. D. or his legal representatives the following sum to wit: Three thousand eight hundred dollars in the manner following, that is to say, when the cellar is finished and the building raised and boarded, one thousand dollars: when the outside is completed one thousand dollars: when the plastering is finished eight hundred dollars, and the balance one thousand dollars in thirty days after the building is completed and accepted by the architect and proprietor free from all charges by way of lien or other attachments.

No extra work shall be performed or materials furnished beyond that provided for by this agreement and the plans and specifications aforesaid, nor shall the work be changed or in anywise varied by the said C. D., except upon request made by the said A. B., who shall have the right to vary and alter so far as respects any part of the work or materials at any time remaining to be performed or finished by the said C. D. And in case a request is made by said A. B. to have any change or alterations made, the price shall be agreed upon and the bargain made in writing and signed by both parties hereto before such changes or alterations are commenced. And if any difference of opinion shall arise in regard to the price of extra work, it shall be referred to the architect and two disinterested persons, one to be chosen by each of the parties hereto and whose decision shall be final and binding upon all parties.

It is further agreed that insurance shall be effected upon the building in some company approved by the said A. B., immediately after the first payments to the amount of that payment, and to be increased after each payment to the amount of the sum of all the payments then made. Said policy of insurance is to be in the name and for the benefit of said A. B. in case of loss, he paying one half and the said C. D. paying one half the expense of the policy.

In witness whereof the said parties of the first and second parts have hereunto set their hands and seals this ——— day of ——— one thousand eight hundred and

Executed in presence of




PLATE 2.

DESIGN FOR A FRENCH COTTAGE.

LYMAN UNDERWOOD, Architect, 13 Exchange Street, Boston.

The front elevation and floor plans of this cottage are perhaps, sufficiently explicit. It is simply but conveniently arranged for a small family. It is intended to be built of wood, and painted to harmonize with the surroundings. The stories are ten and nine feet. The elevation is drawn to a scale of eight feet to one inch, and the floors sixteen feet to one inch. The cost under ordinary circumstances would be about \$3,800.

PLATES 3, 4.


DESIGN FOR A COTTAGE.

BROWN & GRABLE, Architects, 307 Locust Street, St. Louis.

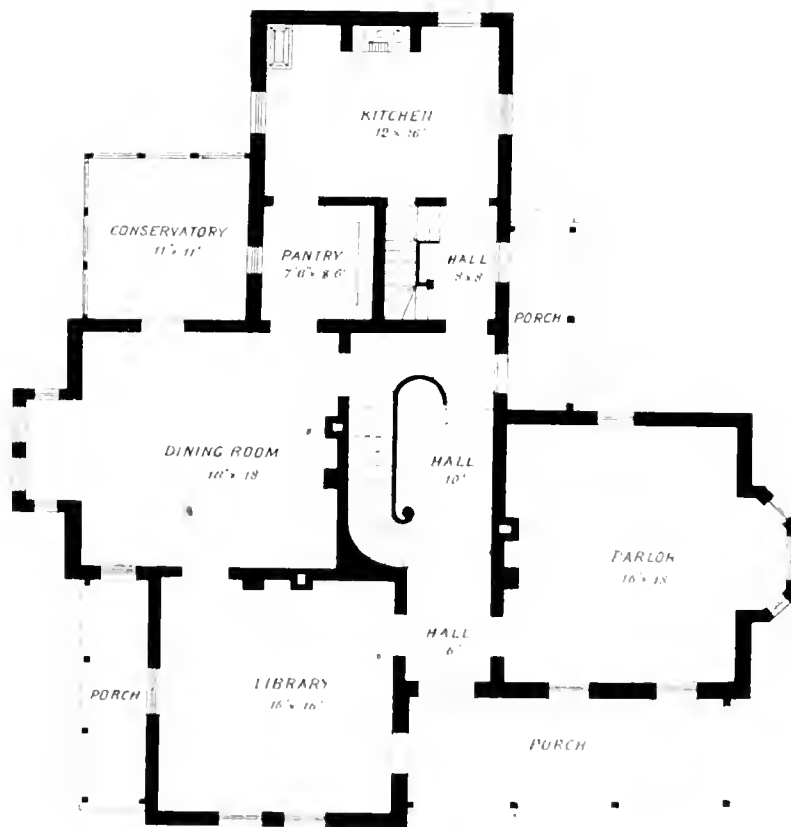
Plate 3. Shows the front elevation and first story plan, containing Hall, Parlor, Library, Dining-room, Conservatory, Kitchen, Pantry, &c.

Plate 4. Side elevation and second story plan, containing four Chambers, Bath-room and Closets.

Scale—eight feet to the inch. Cost, built of brick, \$6,000.




FRONT ELEVATION

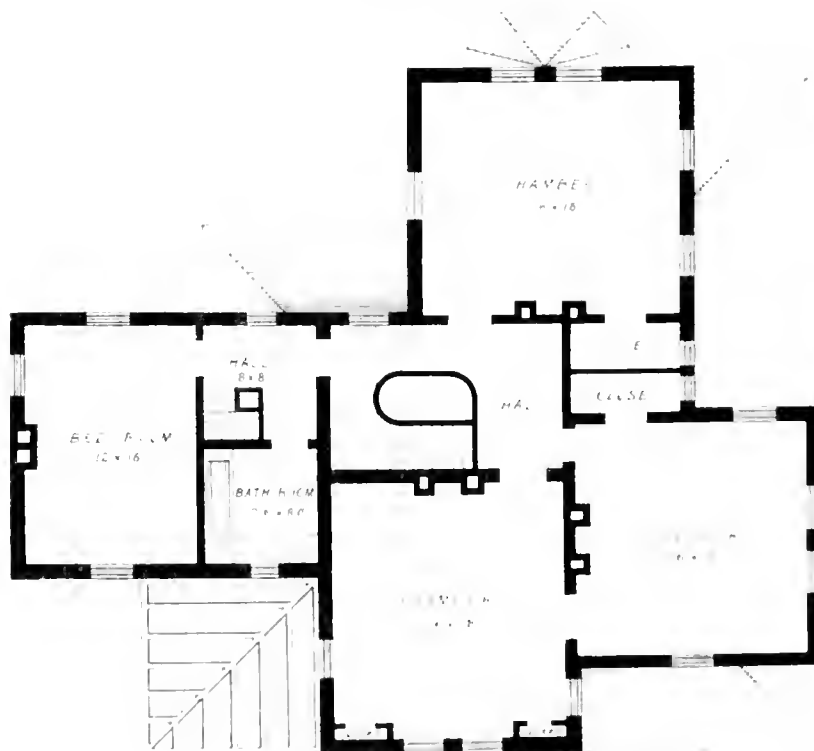


1ST STORY PLAN





SIDE ELEVATION.



2ND STORY PLAN





SPECIFICATIONS.

SPECIFICATIONS of the Materials to be Furnished and Labor to be Performed in the Erection and Completion of a one and a half story Cottage, in the Gothic style, for Mr. —, in the City of St. Louis, State of Missouri. (See Plates Three and Four for the elevations and plans.)

GENERAL DESCRIPTION.

The building will have a frontage on Lafayette Avenue of forty-three feet, by a depth of fifty feet, there will be a cellar under the entire building 7' 6" deep, the first story will be 11' high, the second story will be 10' high to underside of cellar beams; all these heights to be in the clear when finished. For position of doors and windows and arrangement of rooms reference is hereby had to plans.

EXCAVATION.

The earth to be dug out the proper depth and extent to receive the cellar and foundation walls, dig trenches for footing courses under all walls two feet wide and six inches deep; all earth not required to fill in around walls and to grade lot to be carted away. The cellar to be dug 5' below the grade of lot, cesspool to be 7' diameter and 15' deep.

RUBBLE STONE WORK.

All the cellar and foundation walls are to be built up straight and plumb to the under side of sill eighteen inches thick, the footings six inches deep and two feet wide; the work to be of the best quality of quarry building limestone, laid up with fresh lime and sharp sand mortar, and all joints well pointed, and the work well bonded with through stone, the top course to be of broad flat rock not less than three feet thick, the outside of walls where exposed to be tuck pointed.

TIMBER WORK.

All timber used throughout to be of a sound quality and as well seasoned as can be procured, and of the following dimensions:—The sills to be 4' × 6"; the first and second tier of joist to be 2" × 10", properly framed and placed 16" from centers; the second tier of joist will be notched on a 1" × 6" ribbon piece let in the side studding; the collar beams will be 2" × 6" spiked to side of rafters; the wall plate will be 2" × 4" spiked to top of studding; the studding will be 2" × 6" placed 16" from centers; the corner posts will be 4" × 6" framed in sill; the braces 3' × 4' framed in corner posts and sill, draw bored and pinned; the rafters 2' × 6" properly framed and well secured to wall plate, and placed 16" from centers, secured at the top to 2" × 8" ridge piece. Each tier of joist will have one row of cross bridging through the center of 1½" × 2", well nailed to joist, the perch timbers will be 2" × 6" properly framed and put up as shown.

SIDING.

The building enclosed with second rate dressed white pine weather boarding and to have 1½" lap at joints.

ROOFING.

The roof will be sheathed with 1" sheathing boards, and covered with the best quality of white pine sawed shingles laid 4½" to the weather with the joints well broken.

FLOORING.

The floors will be laid with the best second rate white pine mill-worked flooring, well seasoned and laid in courses of not over 5½" wide, well nailed to each joist and cleaned off, when finished; the perch floors will be laid in courses of not over 3½" wide, with white lead in the joints.

SPECIFICATIONS FOR DESIGN SHOWN ON PLATES THREE AND FOUR.

CORNICES.

Prepare and put eave gable and porch cornices as shown, of good well-seasoned white pine free from sap or large knots; prepare gutter beds for metal gutters, as shown.

PLASTERING.

All the rooms to be lathed with pine laths, and to have two coats of brown mortar, and skim with plaster paris—finish well with trowel; all angles to be made straight and plumb.

WINDOWS.

All the windows throughout to have double hung box frames, the sash $1\frac{3}{4}$ " thick and made as shown, the sizes as shown on elevation, and hung with $1\frac{3}{4}$ " axle pulleys and patent sash cord; each window to have sash locks to cost \$ per dozen. All the windows throughout will be provided with outside rolling slat blinds, $1\frac{3}{8}$ " thick, hung with patent spiral blind hinges, and well fastened. The cellar windows will have solid 2" plank frames, with $1\frac{3}{8}$ " sash made in two parts, and hung with loose butts and fastened with good bolts; the exterior finish of frames will be as shown.

BAY WINDOWS.

To be constructed as shown on plan; the roofs will be covered with the best roofing tin, painted on the under sides.

PORCHES.

Put up as shown on drawings, of good sound white pine lumber, well seasoned; the under side of roof ceiled with matched boards, smoothed and beaded; the roofs will be covered the same as bay windows. The steps will be made of $1\frac{1}{4}$ " white pine.

CONSERVATORY.

Built as shown on plan and elevation; the sashes of sides made $1\frac{3}{4}$ " thick, and hung on pivots in center of sides; the roof will be of glass, properly set in sky-light sash, and arranged for proper ventilation.

TIN WORK.

Put in eave gutters of one cross leaded tin 14" wide, well painted on both sides; put up down spouts, $3\frac{1}{2}$ " diameter, at the several points where required, with proper elbows.

INTERIOR FINISH.

The inside finish will be of good second rate white pine, well seasoned; the rooms and hall of main building, first story, will be finished with a neat moulded casing 8" wide, and 11" moulded base; the second story will have plain 6" moulded casing, 7" moulded base; the kitchen, servants' and bath-rooms finished with a plain 5" casing, and 6" beaded base; the windows of main house will have moulded panel backs, the others finished to stool and apron pieces.

DOORS.

All doors throughout will be made in four panels and moulded on both sides. Those on first story will be 3' x 7' 6", $1\frac{3}{4}$ " thick; those in the second story, 2' 10" x 6' 10"; the closet doors will be as large as the spaces will properly admit; the front door will be made the same style as shown, there will be raised mouldings on the outside. All doors to be hung to 2" rabbeted frames, with proper butts, and to have hard wood carpet strips. The locks in the first story will be 5" mortise, with white and silver plated trimming; all others will have 5" tumbler rim locks, with brown knobs and bronze trimming; the outside doors to be secured with suitable bolts.

PAINTING.

All wood and other work usually painted to have three good coats of lead and oil paint of any color the owner may desire. All interior finish of doors and windows, with the door, frames inside of sash and base, will be grained in oak, neat style and varnished; the blinds painted Paris green.

GLAZING.

All windows to be glazed with the best quality of Pittsburgh glass, well tinned, bedded, and back puttied.

SPECIFICATIONS FOR DESIGN SHOWN ON PLATES THREE AND FOUR.

MANTLES.

The three principal rooms of the first story will be provided with marble mantles, to cost \$75 each; those in the second story to have a neat wooden mantle, to cost \$12 each.

GRATES.

The grates of first story to cost \$14 each, those in second story \$12 each—to be three in each story—these prices to be exclusive of the setting; they are to be set with fire brick in the best manner.

CHIMNEYS.

Are to be built of good brick, as shown; the flues to be 9" × 12", well pargeted on the inside work in a 6" thimble in kitchen flue; the chimneys topped out with best quality of red brick and surmounted with chimney tops of terra cotta.

GAS PIPES.

To be run through the building so as to furnish light for each room and halls, the outlets will be placed where the owner may desire, the pipes to be the sizes required by gas companies' regulations.

BELLS.

There will be two bells in the building—one to front door, and one in parlor.

STAIRS.

The stairs will be built on strong carriages. The main stairs will be of clear yellow pine, 1" thick for the treads, and 5" white pine risers, finished with return nosing scotia and fillets; the rail will be 2½" thick, 4¼" wide moulded; the balusters will be 1¾" fancy turned base and neck; the newell will be 10", with turned base and cap, and octagon panel shaft; and all to be of well seasoned black walnut. The steps and risers will be housed in the wall-string, the stairs will be enclosed underneath with a panelled and moulded spandril; the rear steps will be of yellow pine and white pine risers, finished with plain turned balusters and 2" × 3" walnut hand rail; 7" turned newell post, of black walnut. These stairs will be enclosed underneath with matched ceiling boards, smoothed and beaded, with a door leading to cellar by a strong stairway with plain rail.

PLUMBERS' WORK.

There will be a 6' copper planished bath-tub, fitted up in bath-room, with all the necessary supply and waste-pipe and compression draw-cocks for hot and cold water; also fitted up in kitchen, a 40 gallon copper boiler, with all necessary pipe to connect to bath-tub, sink and wash-basin; also put up in bath-room, a marble top wash-basin with supply and waste-pipe, and draw-cocks of an approved kind; and also fit up an iron sink in the kitchen, with supply-pipe for hot and cold water, and 1½" waste-pipe. All supply-pipe will be extra strong ½"; the waste water from bath-room and kitchen will be conducted to sewer running through the cellar; the sewer will be of 12" stone drain-pipe, and will be continued from the cellar to cesspool in yard.

CLOSETS.

The closets will be fitted up with shelves, strips, and clothes hooks as desired; the store-rooms and china closet will be shelved as may be required; close up under sink and hang small door and fasten with spring catch.

CONDITIONS.

That all material and labor used are to be the best of their respective kinds, and if there is anything omitted in these specifications, or that is not fully shown on the plans, which should be necessary for the full completion of the building, according to the full intent and meaning of these specifications and accompanying drawings, the same is to be done at the expense of the contractor without extra charge; and, in case of any alteration, addition, or deduction, the price shall be agreed upon in writing before going into effect; and no extras will be allowed unless first agreed upon, and the price fixed. The work to be under the superintendence of Alfred Grable, architect, who will have power to reject any material or labor which, in his opinion, is not in accordance with these specifications.

APPROVED FORM OF CONTRACT

ADOPTED BY THE ST. LOUIS CO-OPERATIVE BUILDING ASSOCIATION.

ARTICLES OF AGREEMENT, made and entered into this day of Eighteen hundred and sixty eight, by and between the SAMUEL P. SIMPSON party of the First part, and Messrs. BROWN AND GRABLE with D. T. WRIGHT, as security party of the Second part, all of the city and county of St. Louis, State of Missouri, in the words and figures as follows:

The said party of the Second part, covenant and agree to and with the said party of the First part, to make and erect, build and finish a certain two story brick dwelling house on a certain lot of ground, situated on McPherson Avenue, between Warne and Sarah Avenues, for SAMUEL P. SIMPSON, Esq., in accordance with the drawings, plans and elevations, and specifications furnished by the superintending architect, and adopted for said buildings, which are hereto annexed and made a part of this contract.

The said party of the Second part, shall at their own cost and charges, provide and deliver all and every kind of material of good and sound quality and description, together with the cartage, scaffolding, tackles, tools, templets, rules, moulds, matters and things, labor and work, which may be necessary for the due, proper and complete execution of this contract, and accordingly erect, build, finish and complete in a good, sound, workmanlike manner to the perfect satisfaction and approbation of the superintendent, J. H. McCLAREN Esq., the aforesaid buildings and works, according to the specifications, drawings, dimensions and explanations and observations thereon, or herein stated, described or implied or incident thereto, which may become necessary to the true intent and meaning thereof, although not specially and specifically stated or described by the aforesaid drawings and specifications.

And should it appear, that any of the works hereby intended to be done, or matters relative thereto are not fully detailed or explained in the said specifications and drawings, the said party of the Second part shall apply to the superintendent for such further detailed explanations, and perform his orders as part of this contract.

The superintendent shall be at liberty to make any deviation from or alteration in the plan, form, construction, detail and execution, described by the drawings and specifications, without invaliding or rendering void this contract, and in case of any difference in the expense, an addition to or abatement from the contract price shall be made, and the same shall be determined by the architect.

And the said superintendent shall have full power and lawful authority to reject the whole or any part or portion of said materials or work, which may not in his opinion be in strict accordance with the letter and spirit of these presents; and if by reason of any act or deed on the part of the said party of the Second part, the said party of the First part, or its legal representatives, or the superintendent, shall be led to believe that the erection or completion of said buildings is retarded unnecessarily, they or either of them may, as often as the same appears to them necessary, furnish such works and materials as they may deem necessary to facilitate the completion of said buildings, and the cost and expense thereof is to be borne by and chargeable to the party of the Second part exclusively.

And in case of any alteration or change that may be directed by the said superintendent as aforesaid in the plans, drawings and construction of the aforesaid buildings, and in case of any omission or addition to said buildings being required by said superintendent, the cost and expense thereof is to be agreed upon in writing, and such agreement is to be signed by said party of the Second part and superintendent before the same is done, or before any allowance therefor can be claimed; and in case of any failure so to agree, the same shall be completed upon the original plan

APPROVED FORM OF CONTRACT.

And in case of frost or inclemency of weather, the said party of the Second part shall effectually cover, protect and secure the several works, as occasion may require, and prevent admission of wet through the apertures, and all damages occasioned thereby or otherwise, during the progress of the works and by depredation or fire, the same to be borne and reinstated by and at the expense of the said party of the Second part who shall also case effectually with boarding all bases, capitals, cornices and other projections, and deliver up the building in the most perfect order and condition, fit for use and occupation.

The said St. Louis Co-operative Building Association reserves to itself the right to insure said buildings, during the progress of the works at the costs and expenses of the said party of the Second part.

The work of erecting and finishing said buildings, including all alterations and additions in said contract provided or hereafter agreed upon, is to be proceeded with, with all reasonable dispatch, and the same shall be completed and delivered up to said party of the first part in perfect order and condition, fit for use and occupation on or before the first day of May, of the year Eighteen hundred and sixty-nine, it being agreed that the said party of the Second part shall forfeit the sum of ten dollars for every day expiring after that day, before the completion and delivery of said buildings as aforesaid to the said party of the First part, and this condition not to be made or rendered void by any alteration or additional works being performed, but in such case the time shall be extended as shall be deemed proper by the superintendent and agreed to by the said party of the Second part, at the time of such extension.

The superintendent's opinion, certificate report, and decision on all matters to be binding and conclusive on the party of the Second part.

The said party of the First part agrees and binds itself for and in consideration of the erection of said buildings as aforesaid to pay unto the party of the Second part the sum of seven thousand two hundred and sixty dollars (\$7,260).

Payments to be made as the work progresses to the amount of the value of sixty per cent. of the work done, as the superintendent shall estimate it, and 20 per cent. of the contract amount at the completion and delivery of the work, and the residue of 20 per cent., or the balance of the contract price six months after the buildings are completed, and delivered up to the said party of the First part, but the said party of the first part shall have the right at any time after said buildings are completed to settle with and pay said party of the Second part, either in cash or by notes, as may be agreed upon by both parties. It being, however, understood that nothing herein contained shall be in any way so construed as to require the deferred payment to be made in less than six months after the completion and acceptance of the buildings by the party of the First part.

The portion of the contract price contemplated to be paid during the progress of the work, to be paid in instalments and dates as follows, provided that at such dates the progress of the work has made such payments due: -Eight hundred (\$800) dollars when the first floor joist is on, eight hundred (\$800) dollars when the second floor joist is on, eight hundred (\$800) dollars when the roof is on, eight hundred and sixty (\$860) dollars when the building is plastered, one thousand (\$1,000) dollars when the finish and trimmings are up, fifteen hundred (\$1,500) dollars when the building is completed, and the balance as hereinbefore provided for.

Provided, that the wages of artisans and laborers, and all those employed by, or furnishing materials to the said party of the Second part, shall have been paid and satisfied, so that they shall have no lien upon the buildings or works, and in case the said party of the Second part shall fail so to pay and satisfy all and every claim and demand against said buildings as aforesaid, the said party of the First part may, if it deems proper so to do, retain from the moneys due and coming to said party of the Second part, enough to pay and satisfy such claims and demands, it being, however, understood that nothing herein contained shall in any way be construed as impairing the right of the said party of the First part to hold the said party of the Second part, or securities liable on their bond for any breach of the conditions of the same.

Sub-contractors and parties furnishing materials on account of this contract are to be paid by the party of the First part, pro rata, as above stated, upon order from the party of the Second part, and all such payments to be charged to account of this contract.

APPROVED FORM OF CONTRACT.

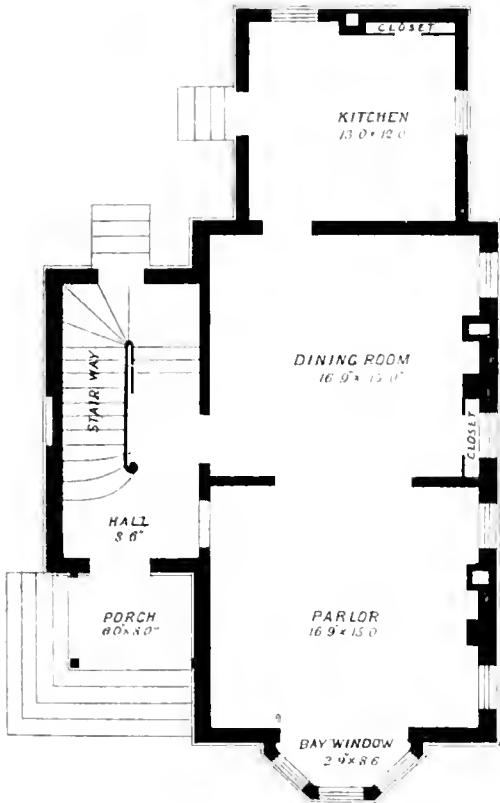
All payments by the party of the First part to the party of the Second part, or to their orders to be made upon orders from the said superintendent.

In Witness Whereof, we, the several parties to the above contract,
have set our hands and seals, the day and year first above
written.


WITNESS.
JAMES H. McCLAREN.

BROWN & GRABLE. [Seal]
D. T. WRIGHT. [Seal]

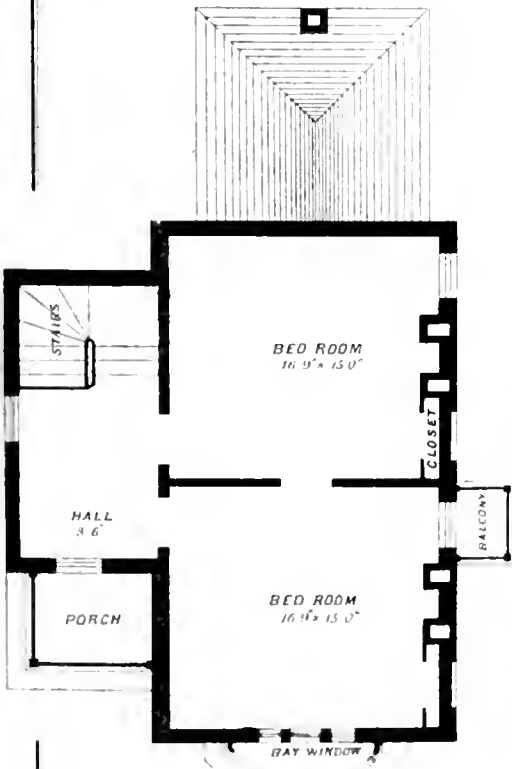
P. S.—The above is a copy of contract for the building of a house for Gen'l. Samuel P. Simpson, designed by Alfred Grable, Architect, 416 Locust St., St. Louis, Mo.



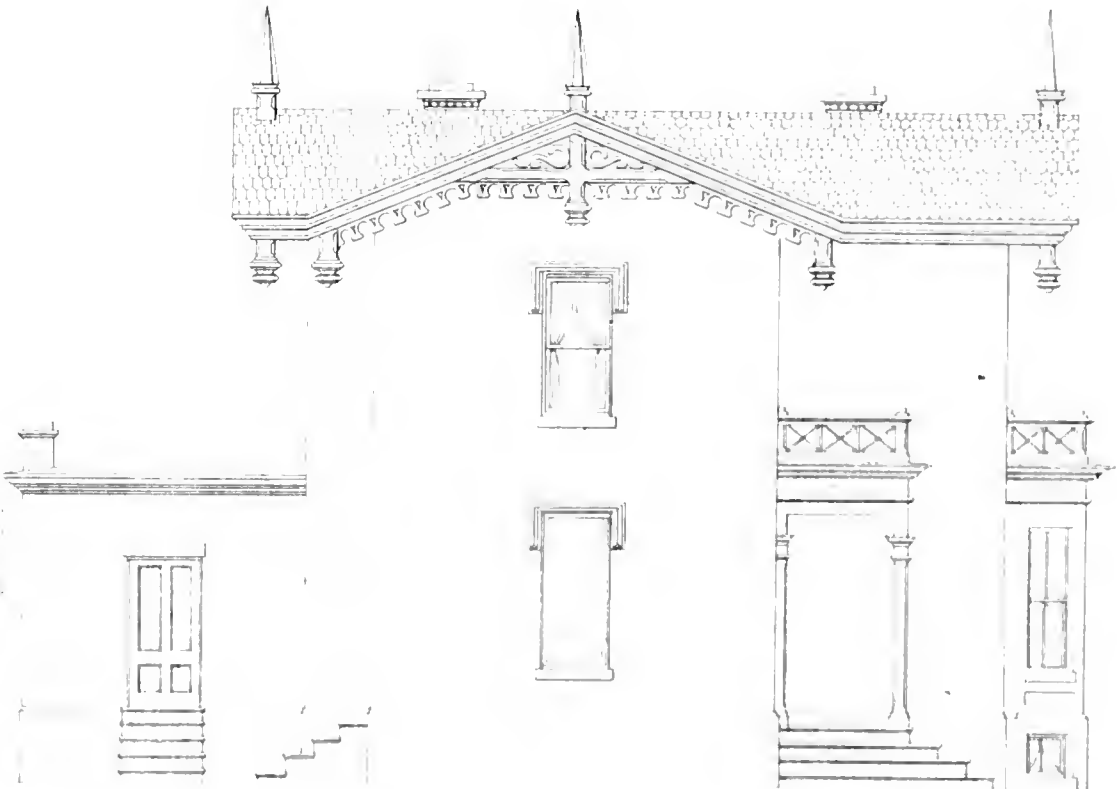
FIRST STORY Scale 3/8" = 1'



FRONT ELEVATION Scale 1/4" = 1'



SECOND STORY



SIDE ELEVATION Scale 1/4" = 1'



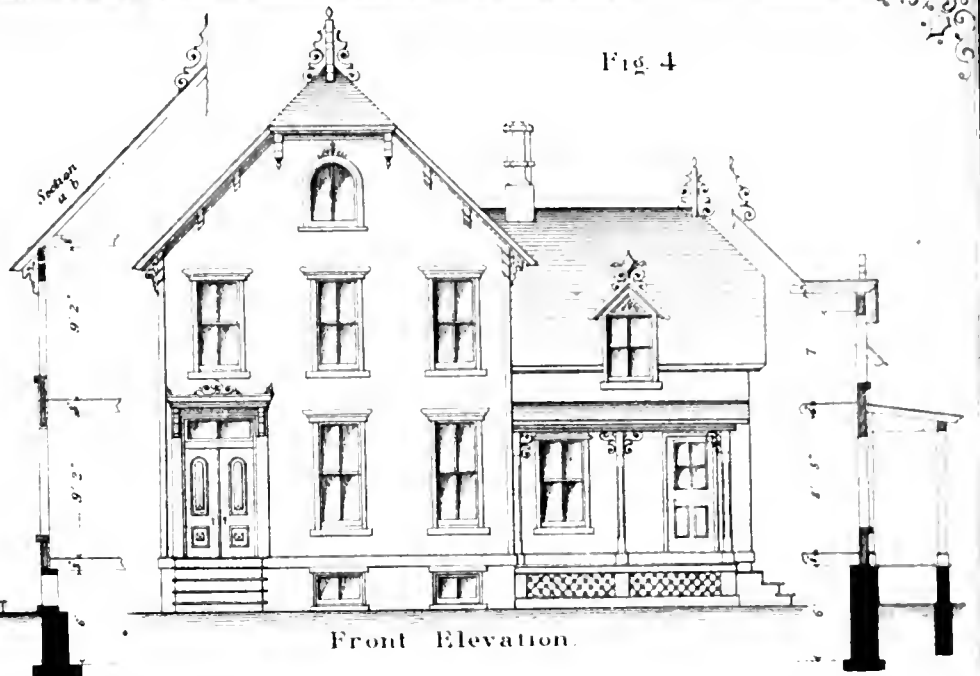


Fig. 1.




Front Elevation.



Front Elevation.

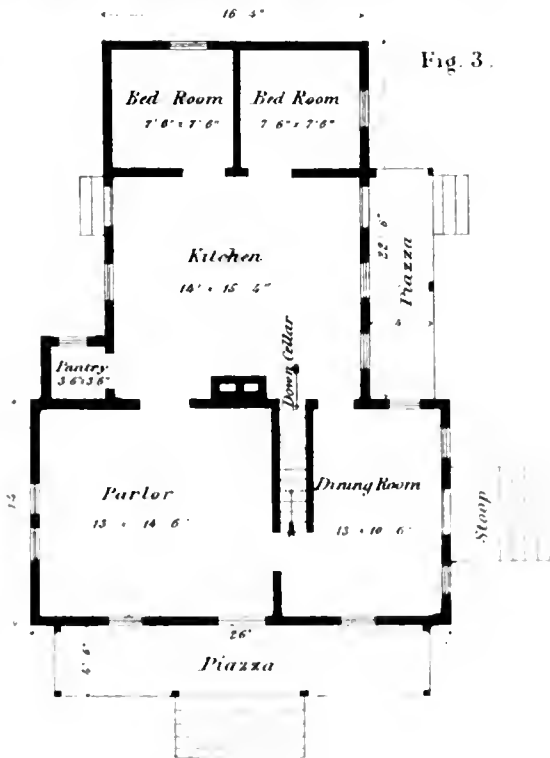
Section c d

Fig. 2.



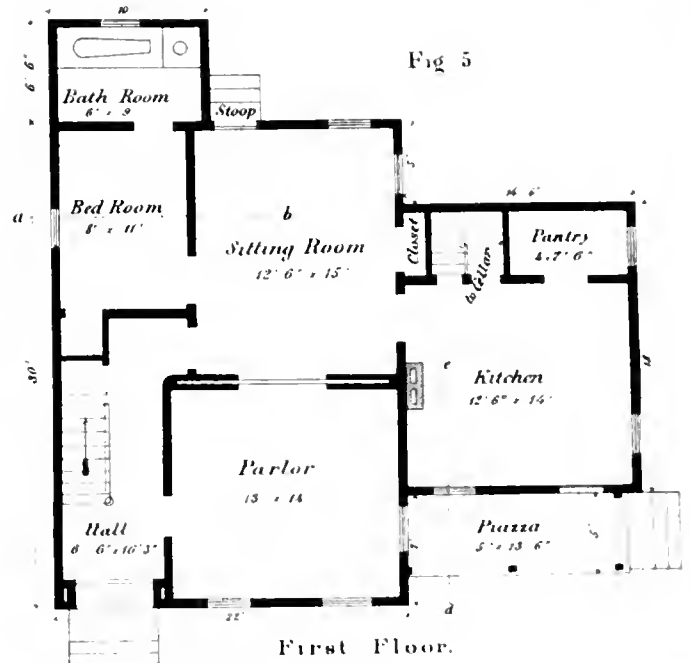
Side Elevation.

Fig. 3.



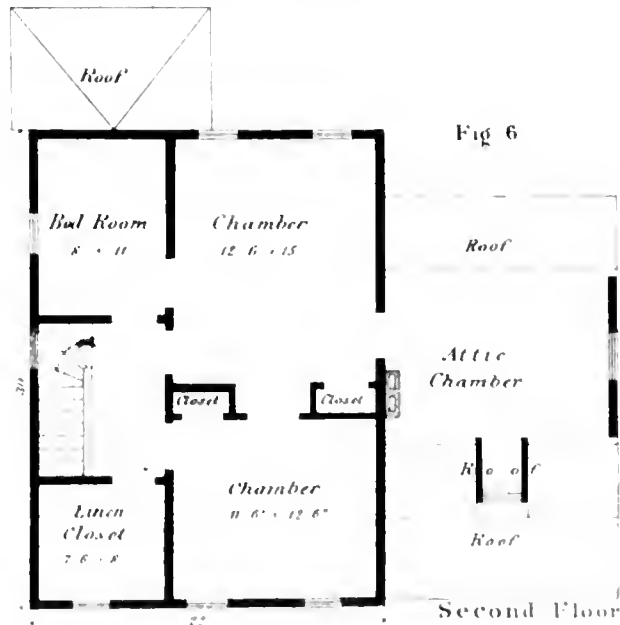
First Floor.

Fig. 4.



First Floor.

Fig. 6.



Second Floor.




PLATE 5.

DESIGN FOR ITALIAN COTTAGE.

E. R. FRANCISCO, Architect, Kansas City, Mo.

Plate 5. Shows the front and side elevations and plans.

Scale of elevations—one-eighth inch to the foot.

Scale of plans—three-thirty-second of an inch to the foot. Cost, built of wood, \$2,000. Brick, \$2,500.

PLATE 6.

C. EDWARD LOTH, Architect, Troy, N.Y.

Fig. 1. Front elevation of one-story frame cottage. Cost, \$1,600.

Fig. 2. Side elevation.

Fig. 3. First floor plan.

Fig. 4. Front elevation of two-story frame house. Cost, \$2,250.

Fig. 5. First floor plan.

Fig. 6. Second floor plan.

The designs on this plate are drawn to scale of three-thirty-second of an inch to the foot.

PLATES 7, 8, 9.

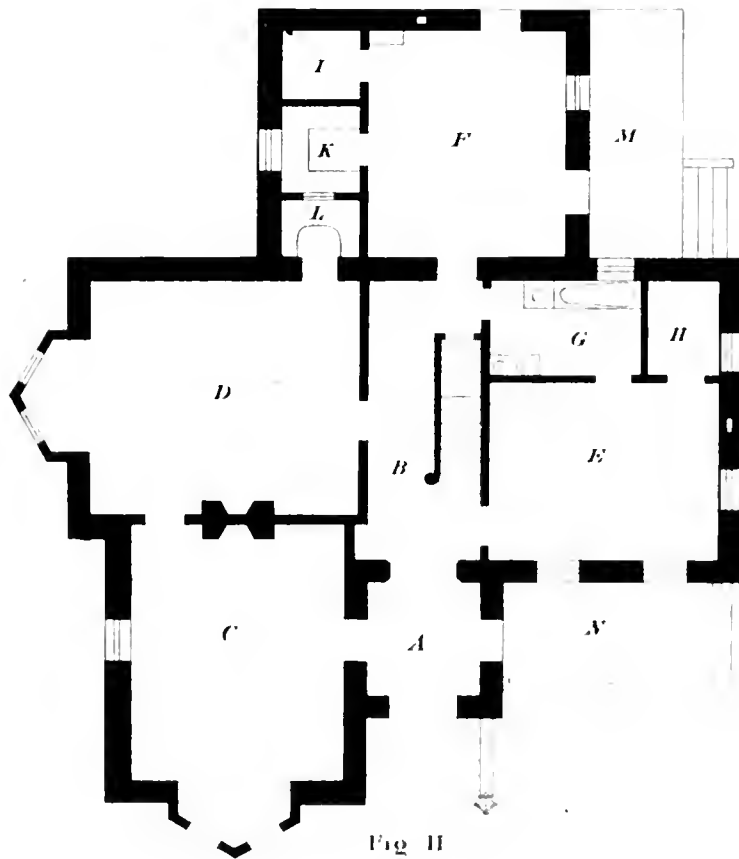

ELEVATIONS, PLANS AND DETAILS FOR A GOTHIC COTTAGE.


EDGAR BERRYMAN, Architect, 388 Main Street, Buffalo.

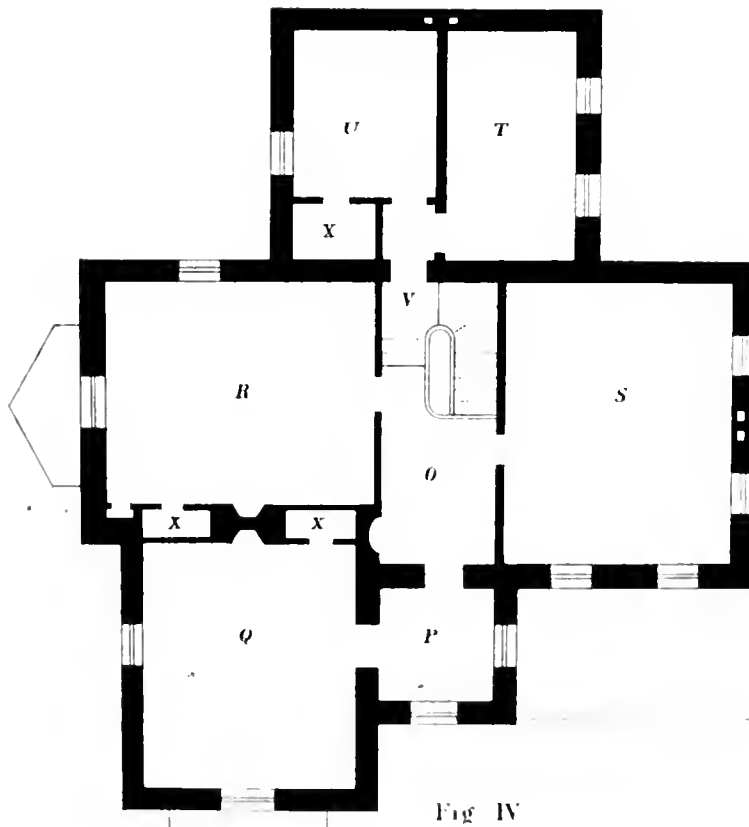
Plate 7. Fig. 1 is the front elevation; Fig. 2 A, Vestibule; B, Hall eight feet wide containing main stairs and recess (a) for hat rack; C, Parlor fifteen by eighteen feet; D, Dining-room sixteen by nineteen feet; E, Bed or Sitting-room having large closet H, and Bath-room G, in connection; F, Kitchen; I, Closet; K, Pantry; L, Serving and China Closet; W, rear platform; N, Verandah; height main part eleven feet, rear nine feet four inches.


Plate 8. Fig. 3 side elevation; Fig. 4 V, Platform on level of second floor of rear part; U and T, Bed-rooms; X, Closets; Q, R, S, Chambers; P, Tower containing stairs to Observatory; O, Hall containing niche for Statuary. All on Plates 7 and 8 are drawn twelve feet to an inch.

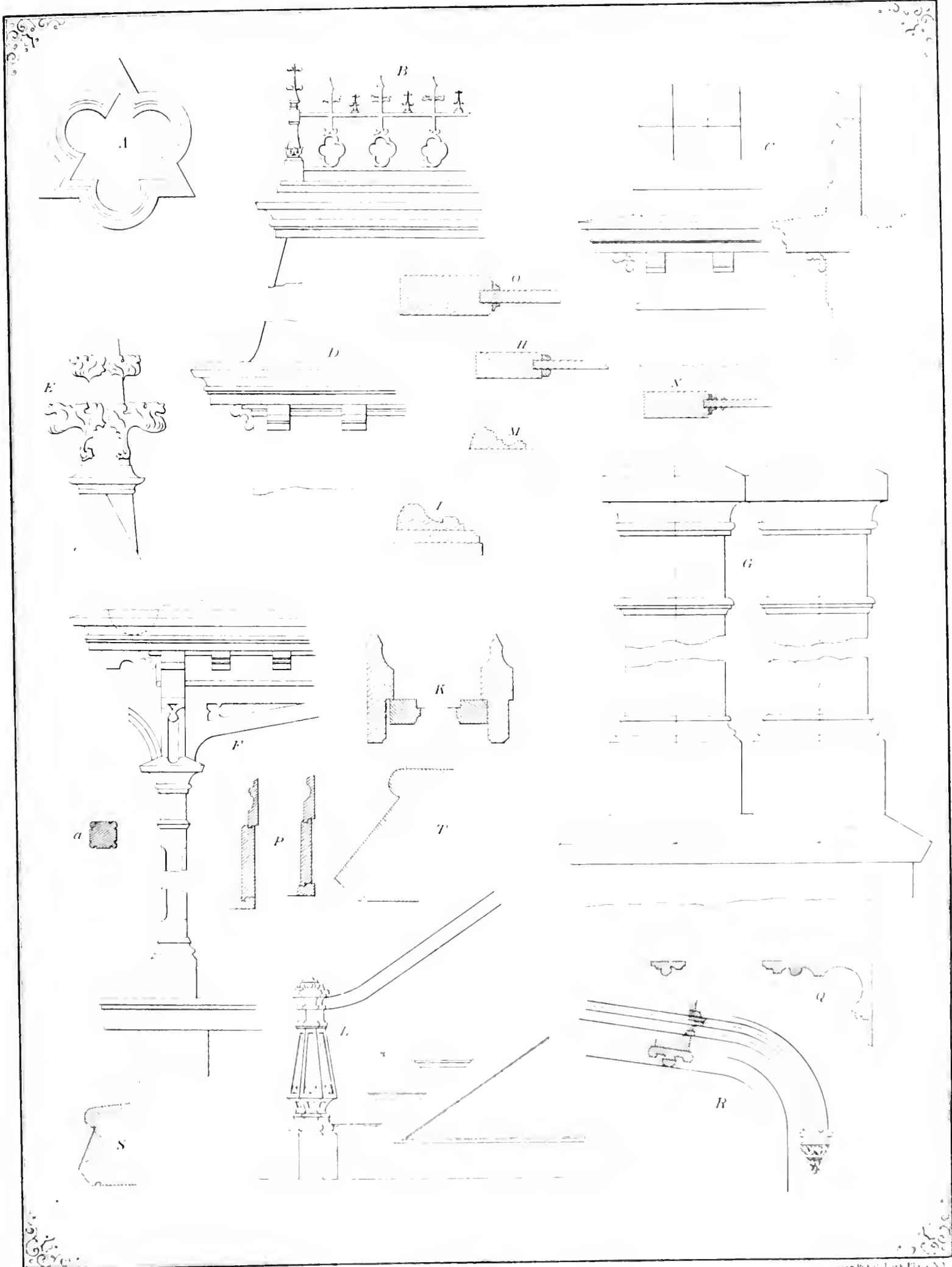
Plate 9. Contains principal details; A, Tower and gable windows; B, Railing and cornice of Observatory; C, Elevation and section of cornice and butments on Bay windows; D, Main cornice; E, Finial; F, Verandah; G, Chimney tops; L, Stair-case. All one-half inch to the foot. H, O, N, Section of Doors; M and I, Inside finish; K, section of window frame; P, Bases; S, Window-sill; I, Water-table all one and one-half inch to the foot; Q, Plaster cornice and panel moulding; R, Plaster arch over Bay windows and in Hall.








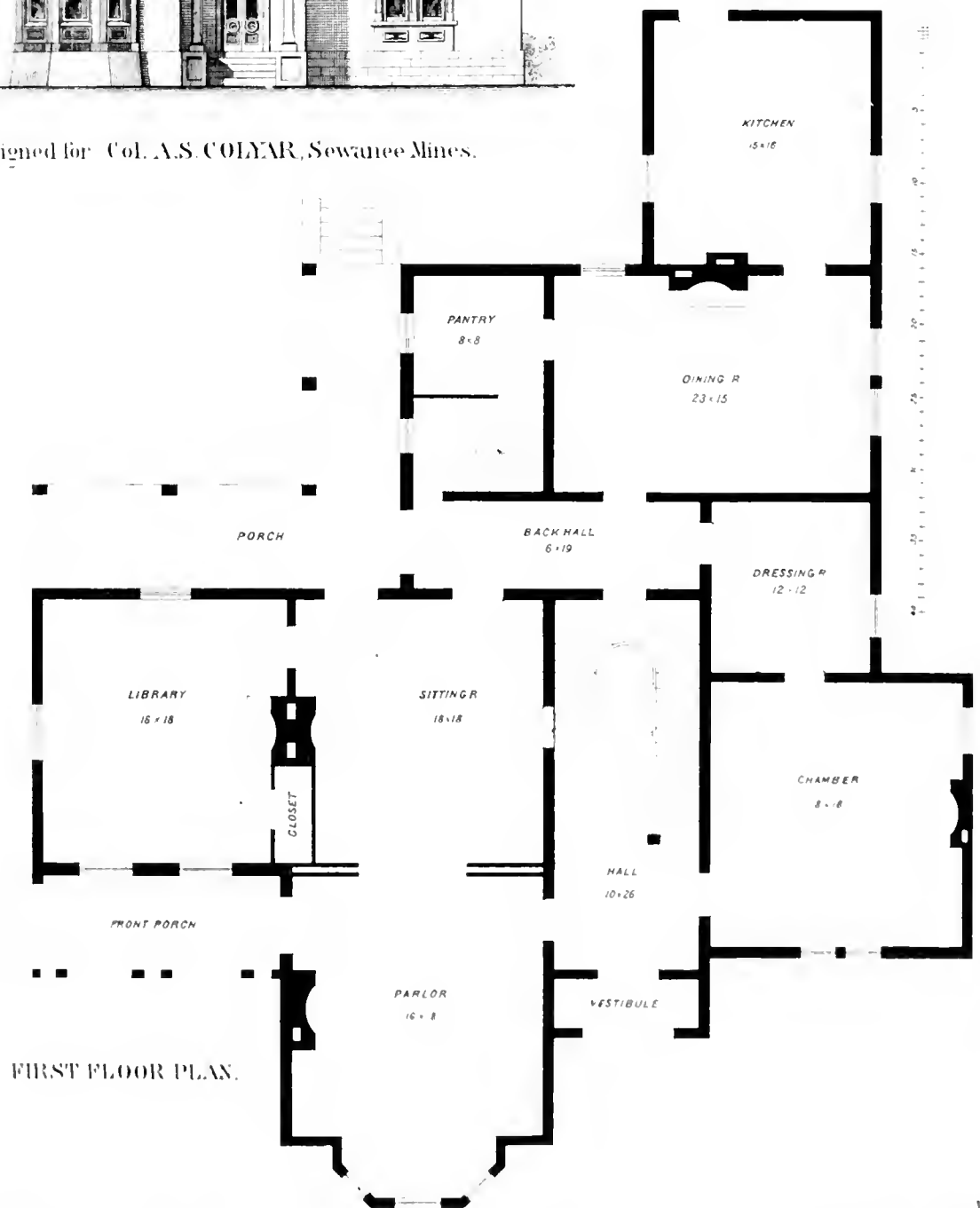






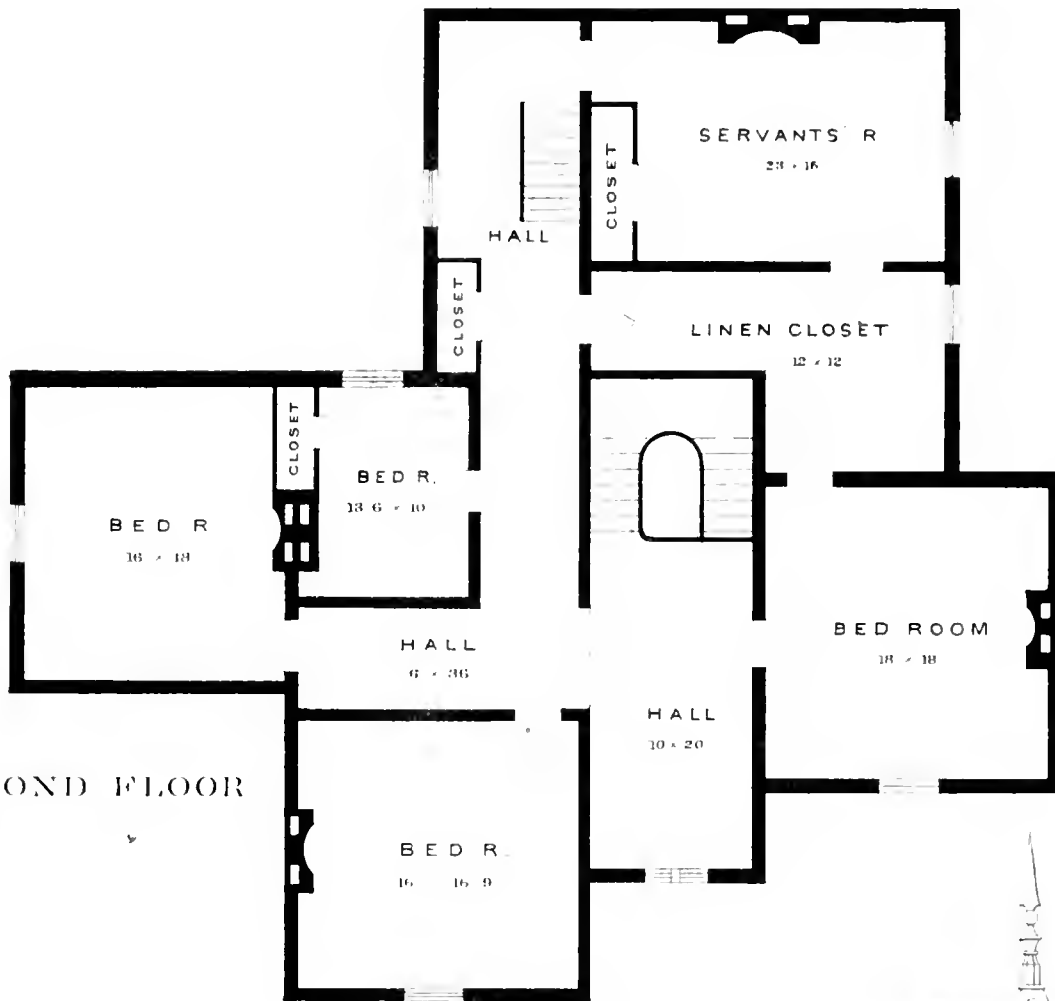


Cottage Villa Designed for Col. A.S. COLYAR, Sewanee Mines.



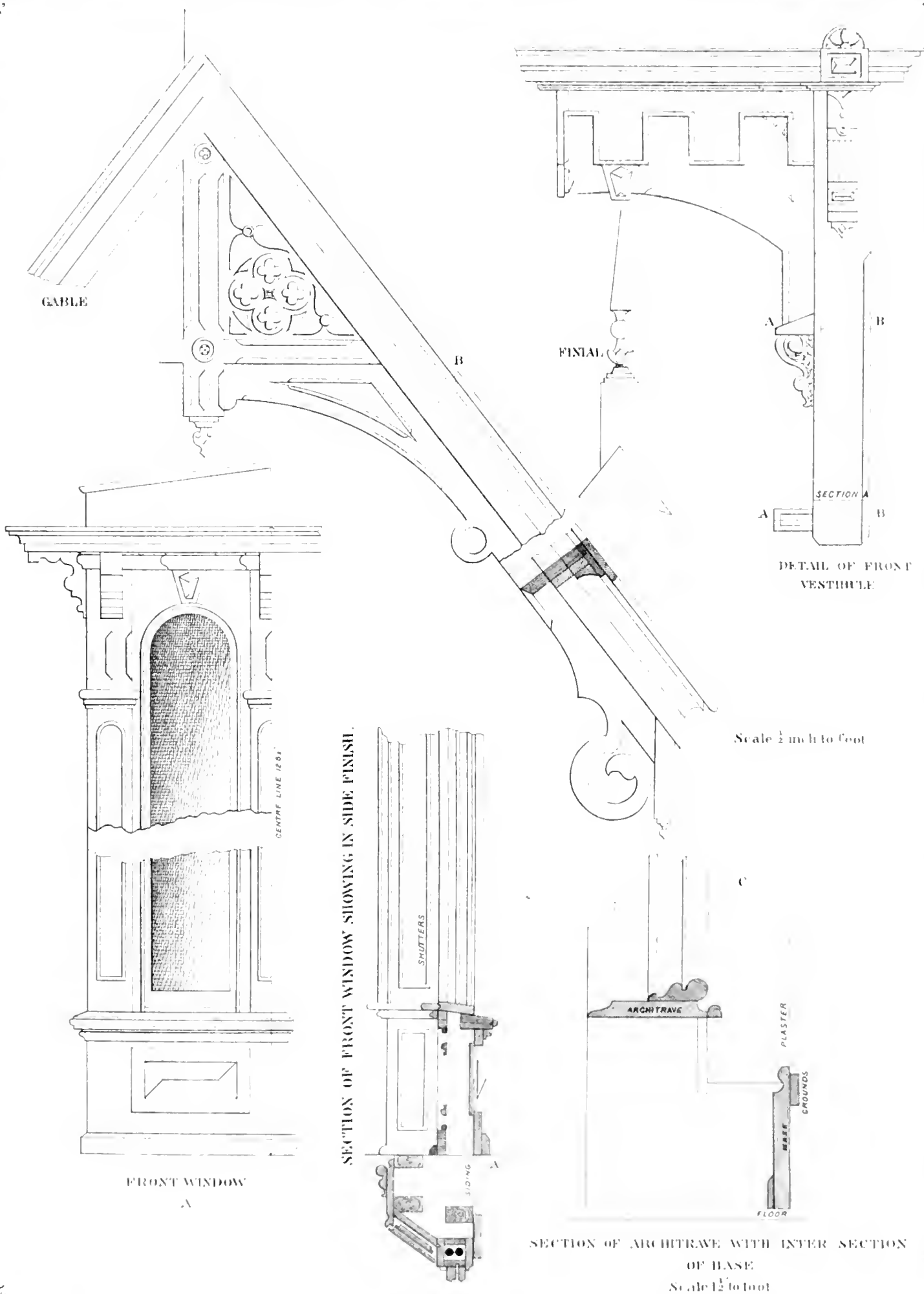
FIRST FLOOR PLAN.

SECOND FLOOR



SIDE ELEVATION





GABLE

FINIAL

SECTION A

DETAIL OF FRONT VESTIBULE

Scale 1/2 inch to foot

CENTRE LINE 1281

SECTION OF FRONT WINDOW SHOWING IN SIDE FINISH.

SHUTTERS

SIDING

ARCHITRAVE

PLASTER

BASE

GROUND

FLOOR

SECTION OF ARCHITRAVE WITH INTER SECTION OF BASE

Scale 1/2 to foot

PLATES 10, 11, 12.

DESIGN FOR A FRAME COTTAGE VILLA.

A. C. BRUCE, Architect, Nashville, Tenn.

Plate 10. Shows the front elevation and first floor plan of a dwelling recently erected for Col. A. S. Colyer, President of the Sawannee Coal Mines. The arrangement has been made without regard to space. All the rooms are large and well ventilated. The doors to the Library and the one on the Parlor entering on the front porch are two folds with sash. The inside doors first story, are three by seven feet with transom over each and moulded on both sides. The front door is of black walnut; the sliding doors are also made of black walnut two and one-half inches thick, moulded below, with ornamental glass panels above. The windows are all double box hung with weights. The first story was plastered to ground when the finish, shown in detail C, was put on, out of first-class yellow pine oiled and varnished. The first story is twelve feet in clear. The plan on the plate is drawn to a scale of three thirty-second of one inch to the foot. The second story is finished with Poplar in a plain manner and neatly painted.

Plate 11. Side elevation and second story plan. Scale three thirty-second of one inch to the foot.

Plate 12. Details of Gable, Front Window, Vestibule and Finial at one-half of one inch to the foot. Section of Architrave at one and one-half inch. Cost \$7,500.

PLATES 13, 14.

DESIGN FOR A CHEAP RESIDENCE WITH FRENCH ROOF.

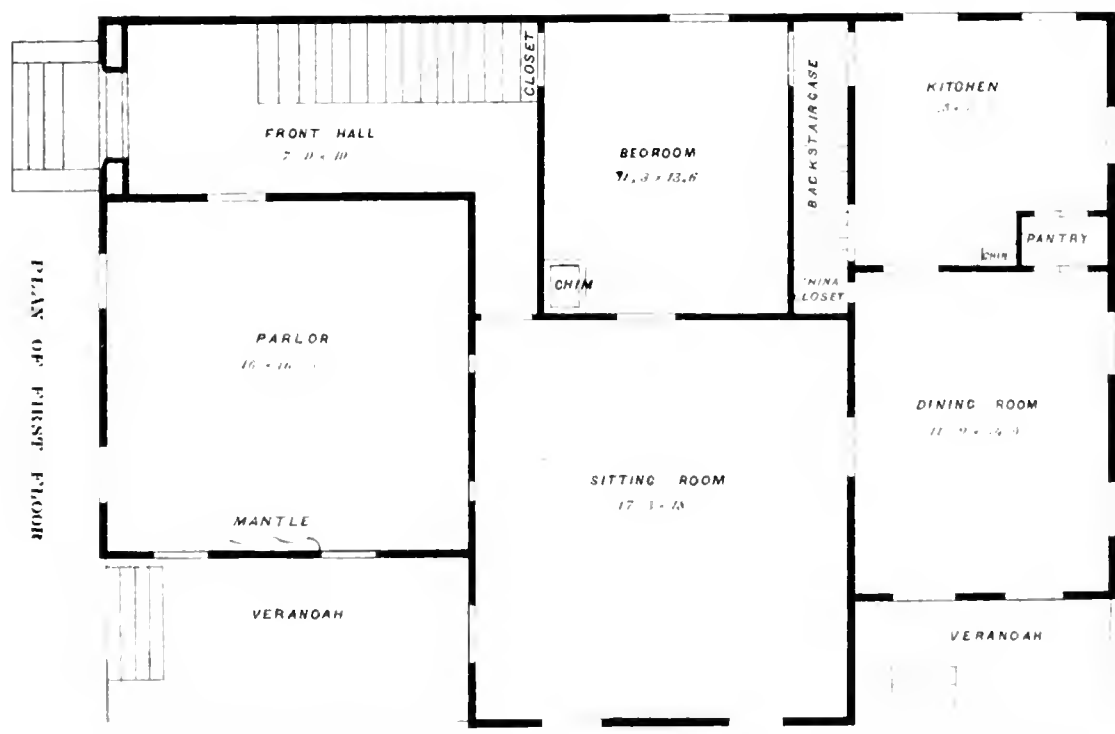
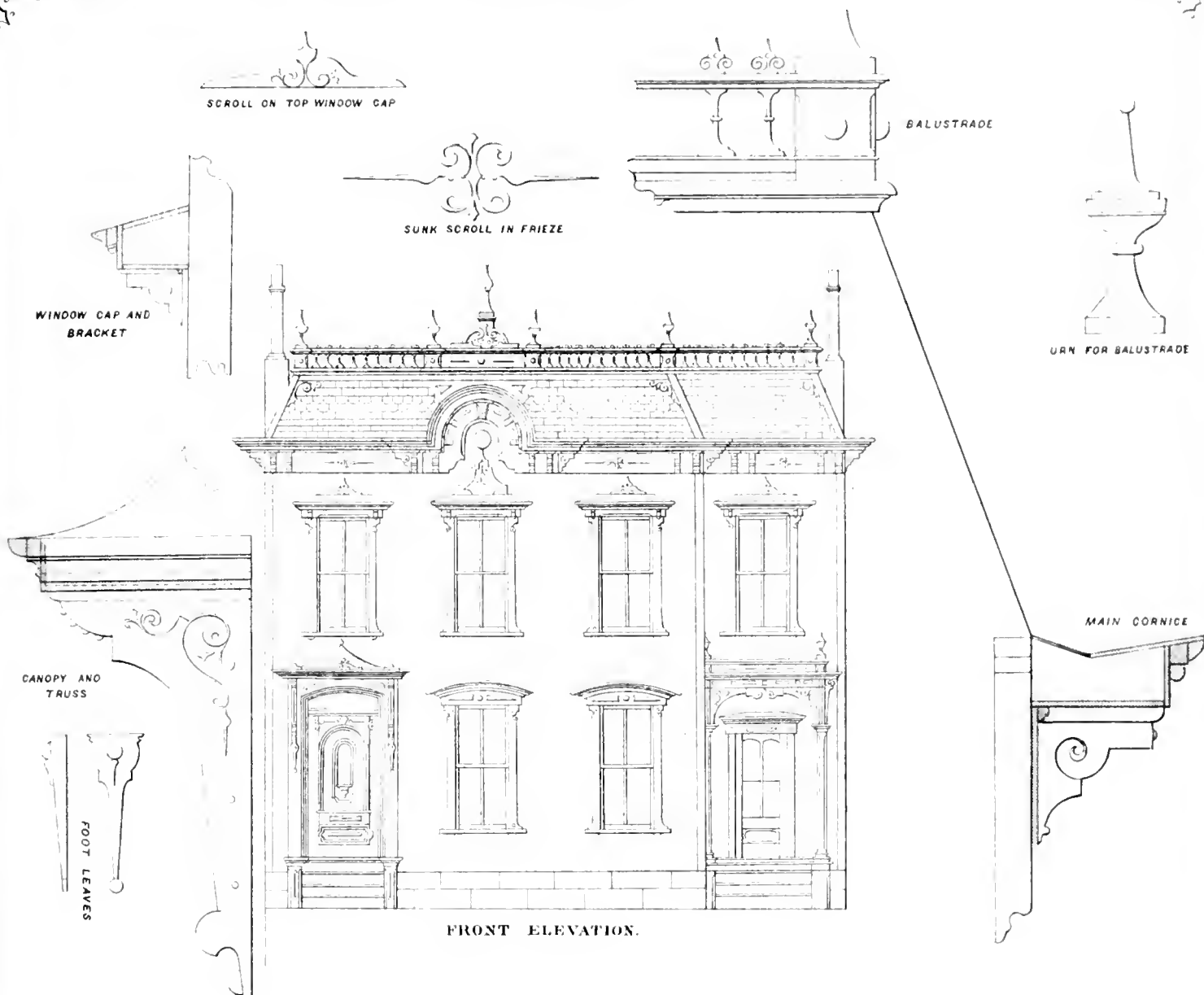
G. B. CROFF, Architect, Fort Edward, N. Y.


Plate 13. Contains the front elevation, first floor plan, and details of Cornice, Balustrade, Canopy, Window-caps, &c.

Plate 14. Shows the side elevation, plan of second floor and details for front and rear Verandah.

Scale of elevations and plans one-eighth of one inch to the foot. Details three-fourth of one inch to the foot.


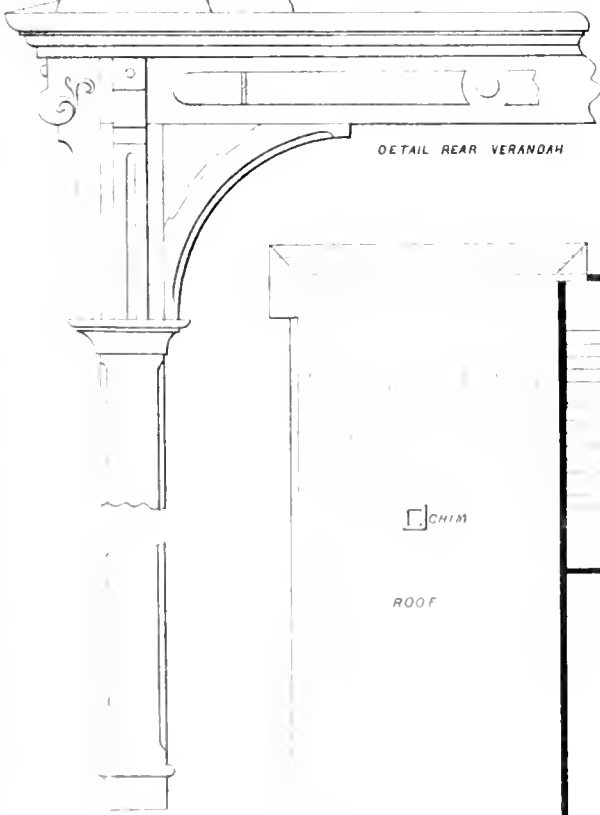
This dwelling has recently been erected for John D. Bancroft, Cashier of the First National Bank of Ballston Spa, N. Y. Total cost including Architect's fees \$4,000. The design presents a unique and inviting appearance and would voluntarily suggest an outlay of double the amount. The roof is covered with slate of the best quality. The frame is balloon constructed from two by four wallstrips and covered with good quality pine clap-boards, laying four inches to the weather. The first story is filled in with soft brick well laid in lime mortar. The floors are best quality Canada spruce. The exterior and interior details are of pine. The windows are hung with weights and supplied with finely finished inside blinds. The basement contains a hot-air furnace with four, nine by fourteen registers.



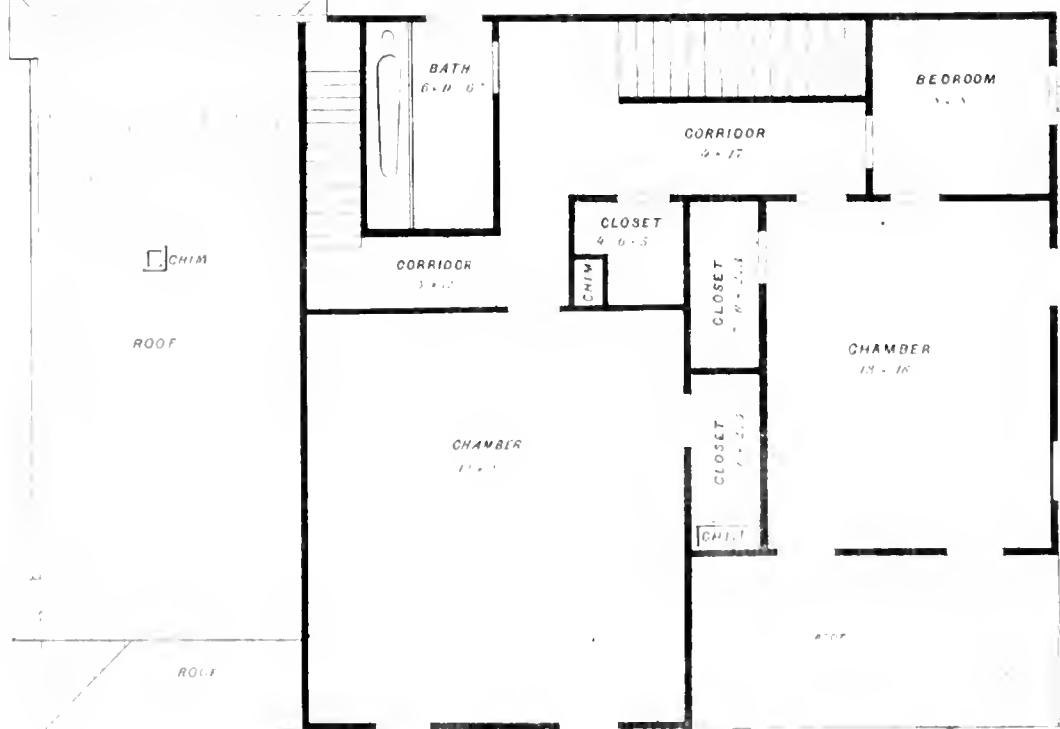





SIDE ELEVATION.



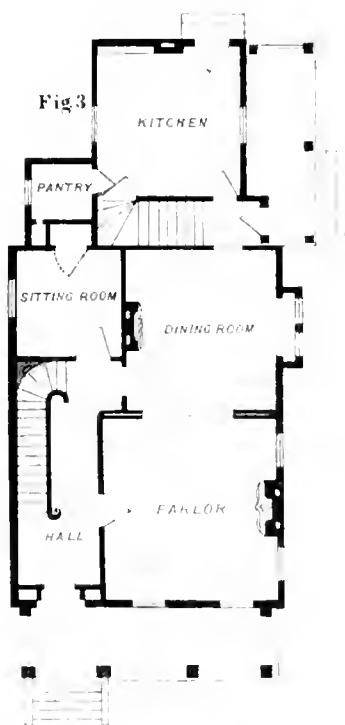
URN FOR VERANDAH



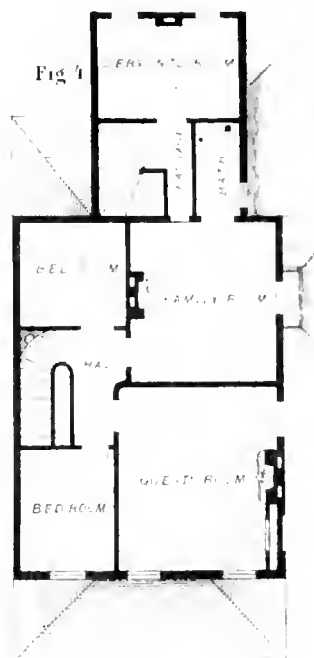
PLAN OF SECOND FLOOR



FIRST FLOOR



SECOND FLOOR



BASEMENT

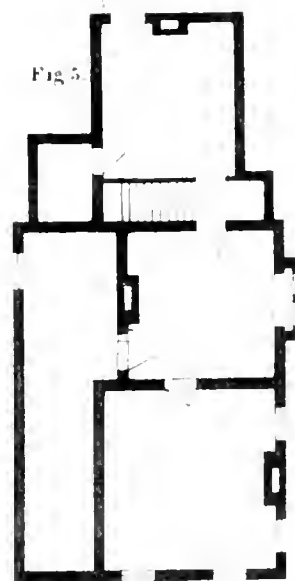




Fig 1



FRONT VIEW

Fig 2



SIDE VIEW

PLATE 15.

DESIGN FOR A TWO STORY BRICK SUBURBAN RESIDENCE.

E. E. MYERS, Architect, Springfield, Ill.

Fig. 1. Front elevation.

Fig. 2. Side elevation.

Fig. 3. First floor plan, containing Hall, Parlor, Dining and Sitting-room, Kitchen and Pantry.

Fig. 4. Second floor, containing Guests' and Family rooms, Bathroom, two Bed-rooms and Servants' room.

Fig. 5. Basement plan. Scale sixteen feet to one inch. Cost \$4,500.

PLATES 16, 17.

DESIGN FOR A DWELLING, STYLE FRENCH MANSARD.

BROWN & GRABLE, Architects, 307 Locust Street, St. Louis, Mo.

This house is suitable for a country or suburban residence. Can be built of brick or wood; cost built of merchantable brick and painted, \$7,500.

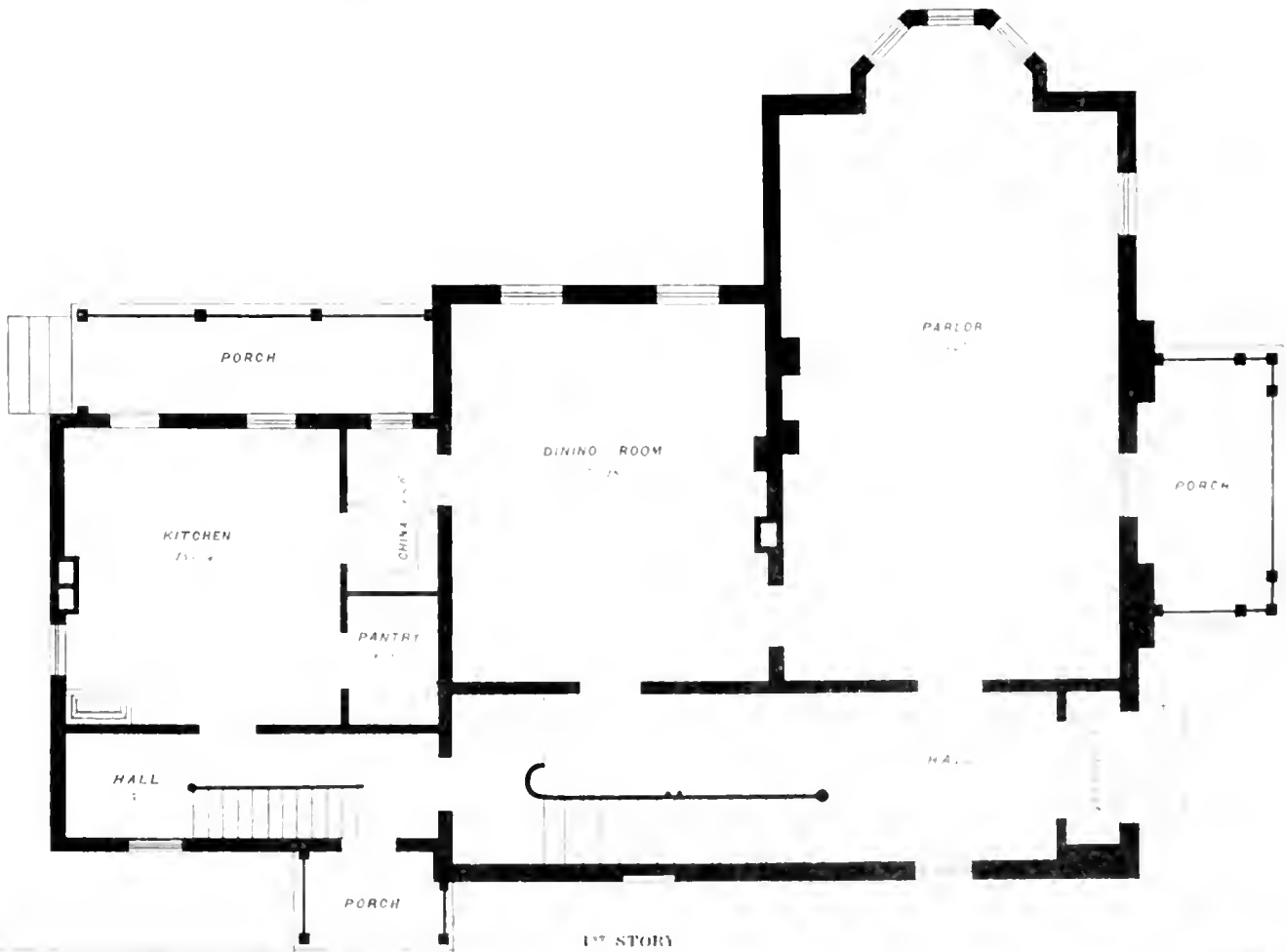
Plate 16. Shows the front elevation and first story plan.

Plate 17. Plan of second story and attic.

Scale of elevation and plans eight feet to the inch.

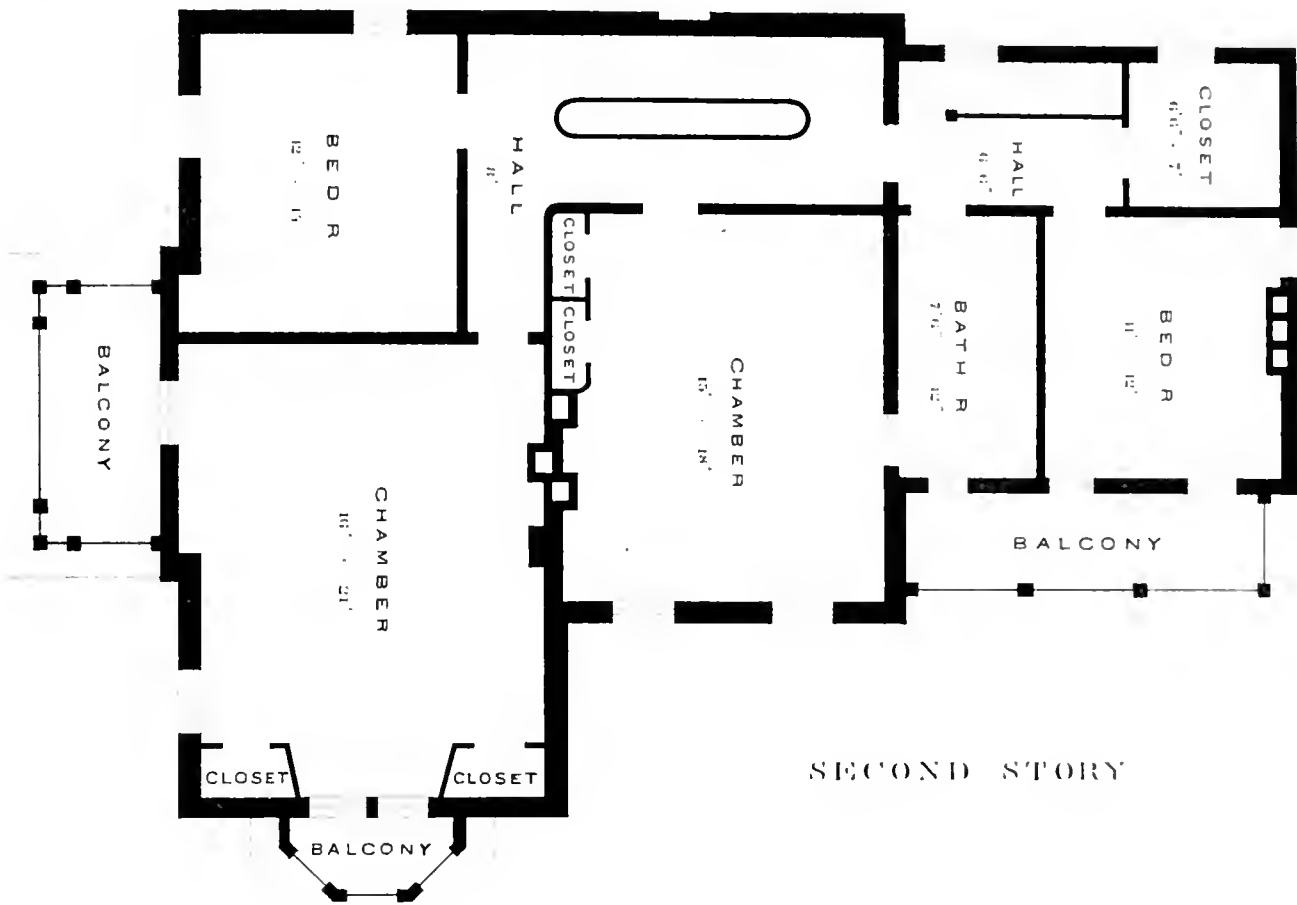


FRONT ELEVATION

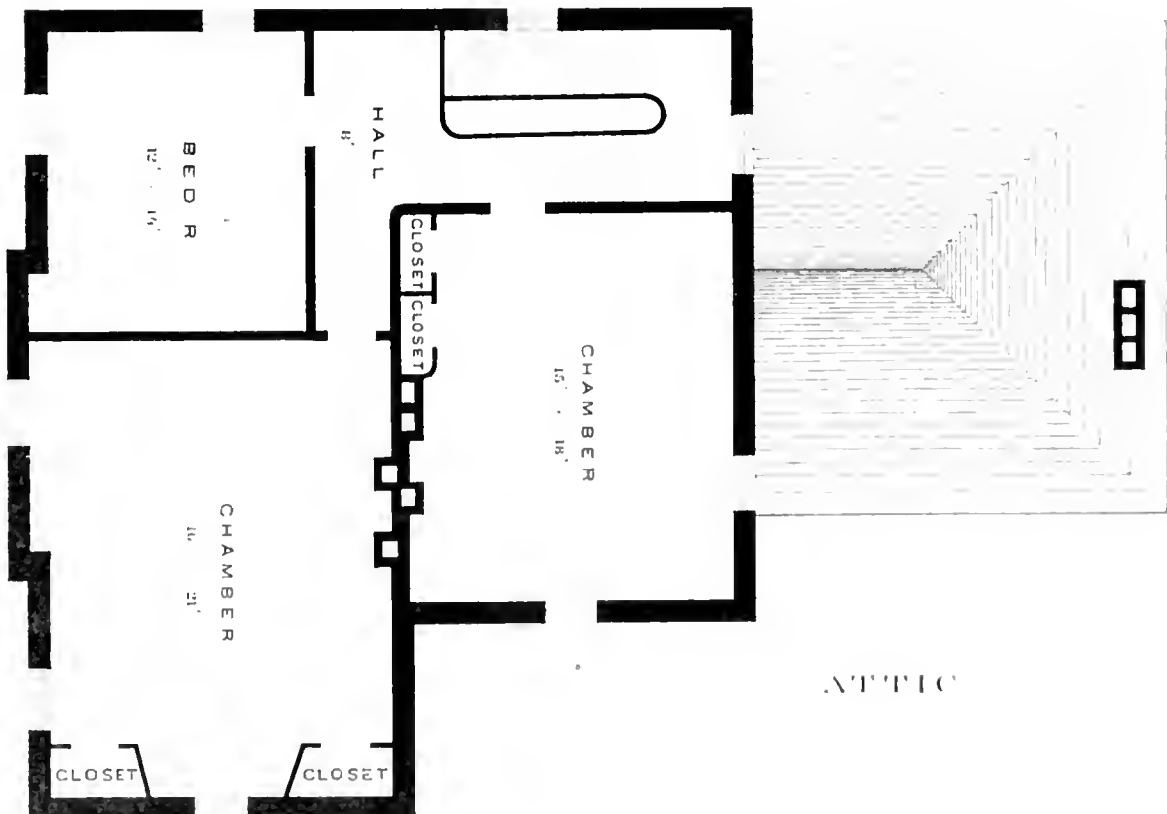


1ST STORY







SECOND STORY

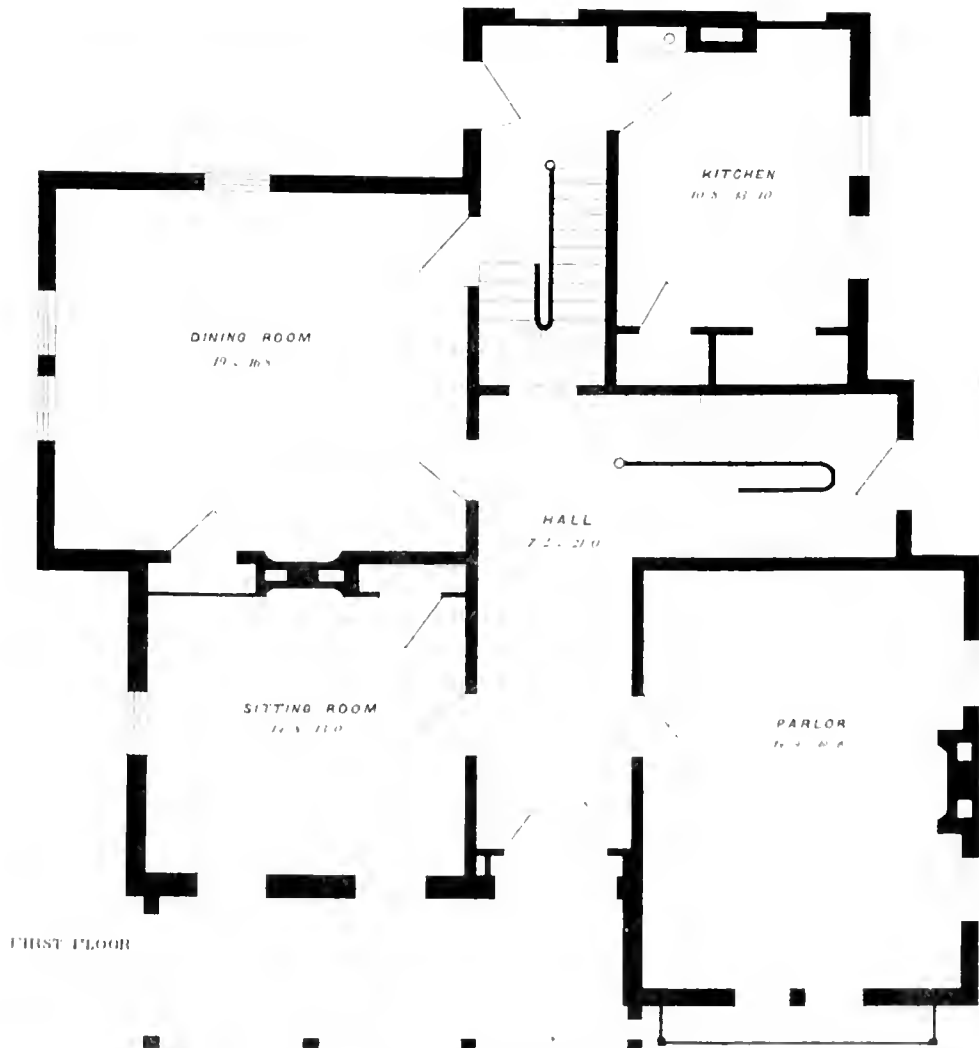



ATTIC





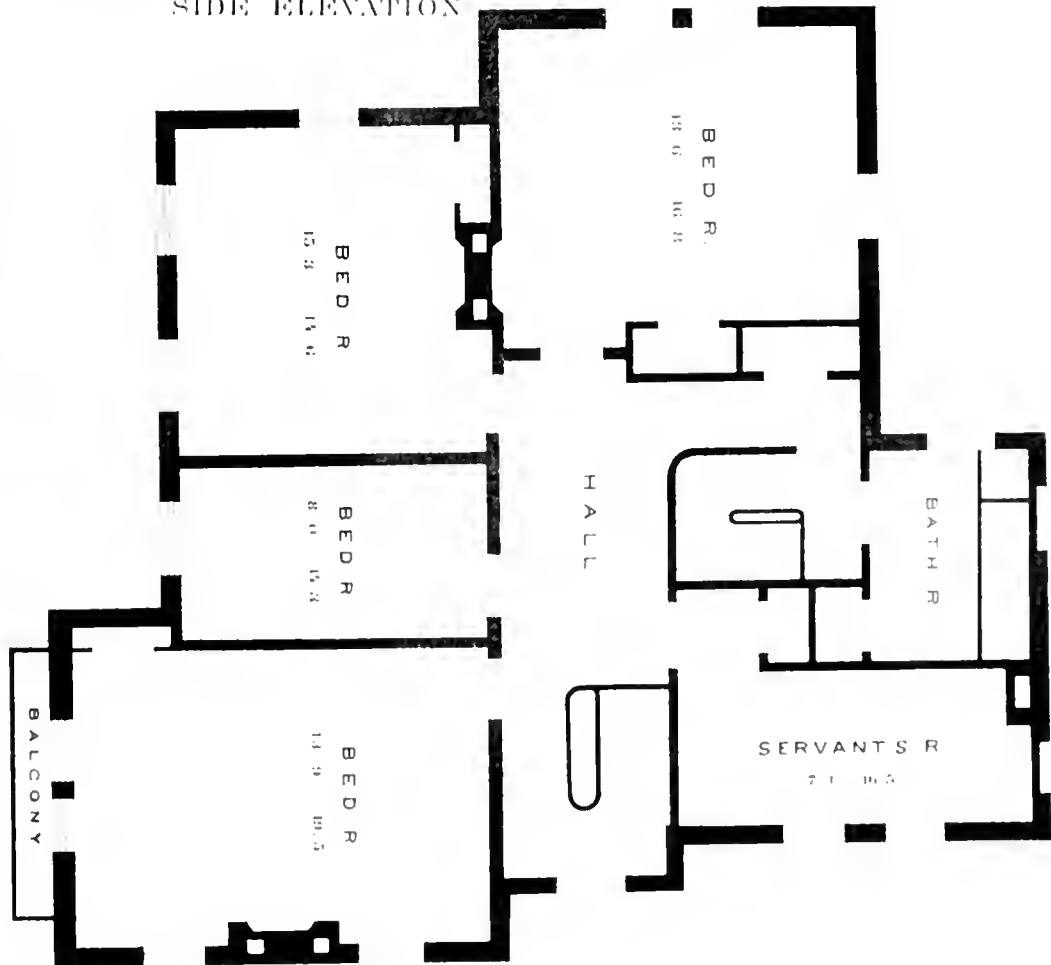
FRONT ELEVATION.





SIDE ELEVATION

SECOND FLOOR





PLATES 18, 19.

DESIGN OF SUBURBAN RESIDENCE.

E. E. MYERS, Architect, Springfield, Ill.

Plate 18. Front elevation and first floor plan.

Plate 19. Side elevation and second floor plan. Scale one-eighth of one inch to the foot.

This dwelling has been recently erected for W. B. Corneau, of Springfield, Ill. Cost \$10,000.

PLATES 20, 21, 22.

DESIGN FOR A FIRST CLASS DWELLING.

E. BOYDON & SON, Architects, Worcester, Mass.


Plate 20. Front elevation.

Plate 21. Rear elevation and ground plan.

Plate 22. Side elevation and chamber plan.

This house has been built for Mr. J. A. Hovey, Ballston Spa, N. Y., and is one of the best residences in that section of the country. The cost was \$30,000.

Scale of plans and elevations one inch to twelve feet.




Main cornice
4 1/2 in.



Window 4 1/2 in




Window 4 1/2 in



FRONT ELEVATION.

Scale one inch = 12 ft.



Front doors 4 1/2 in

around line



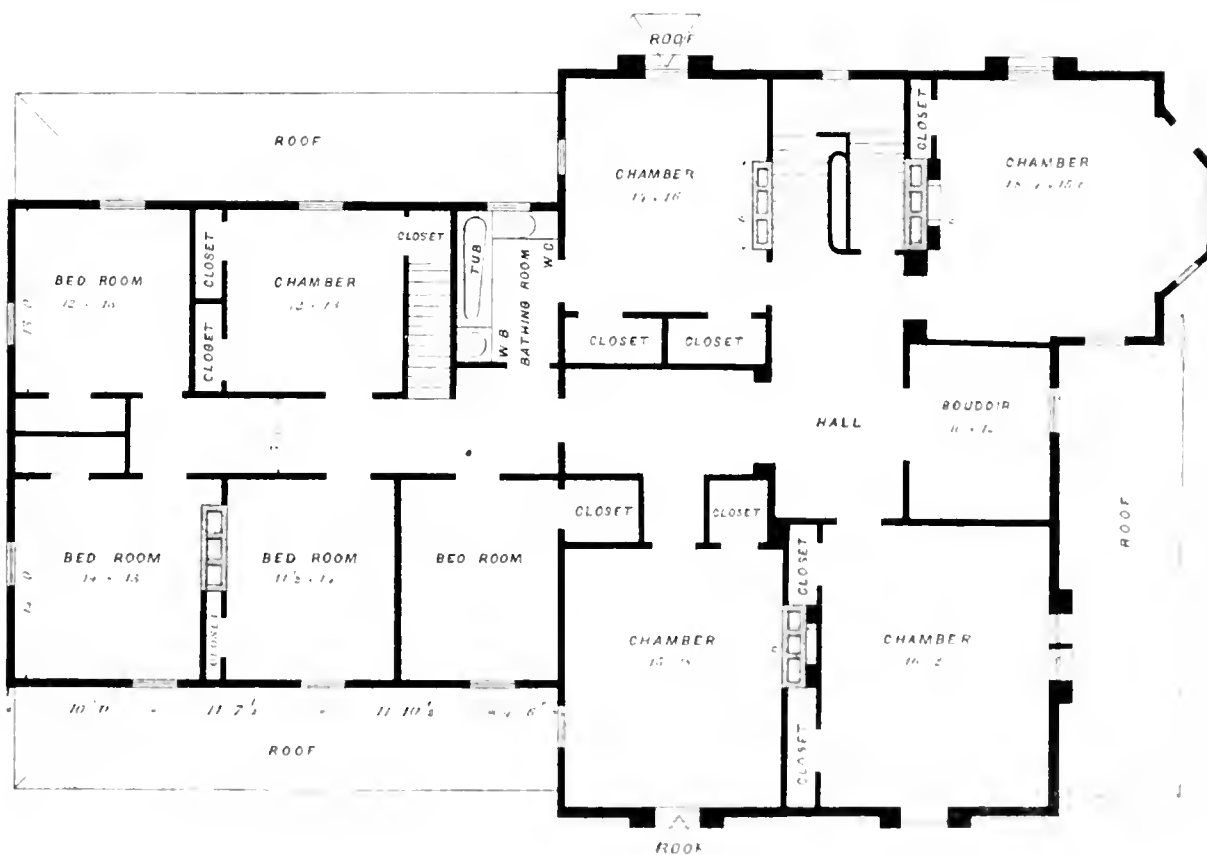
Section 4 1/2 in

around line






SIDE ELEVATION.

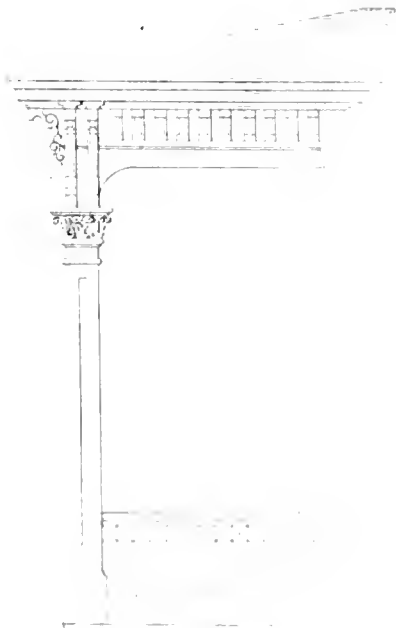


CHAMBER PLAN

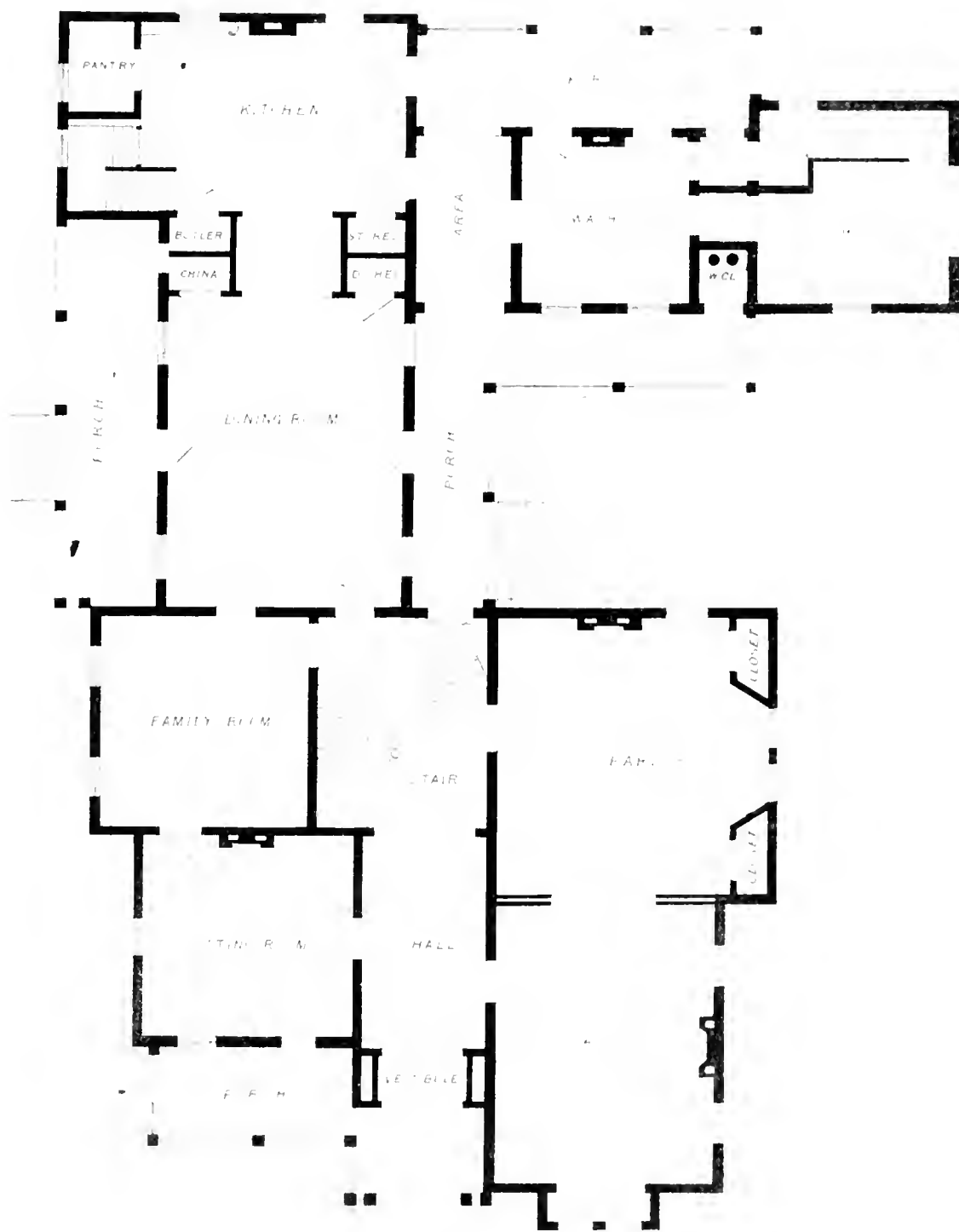




FRONT VIEW

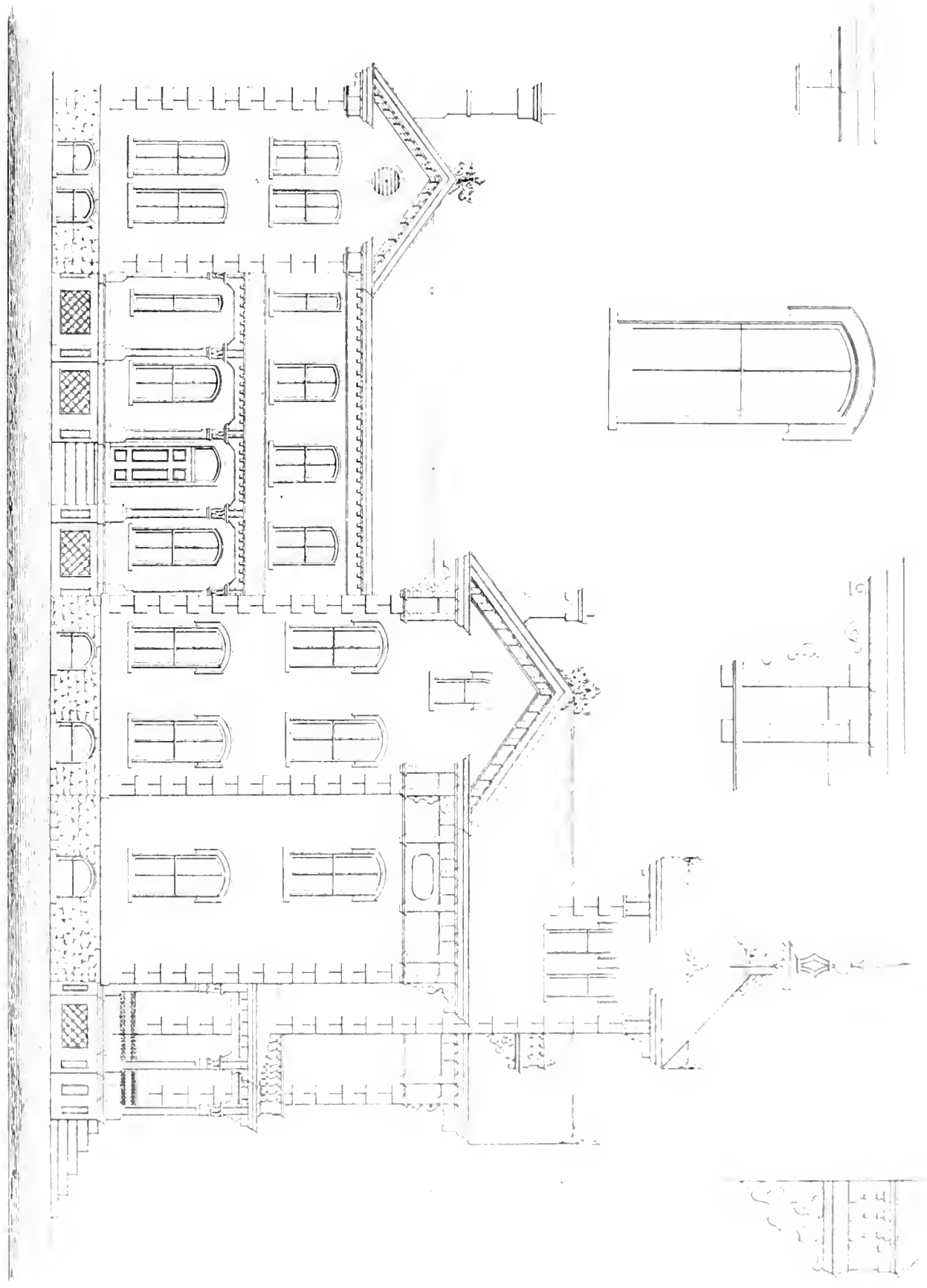


Scale of Details 1/4 of an Inch = 1 Foot




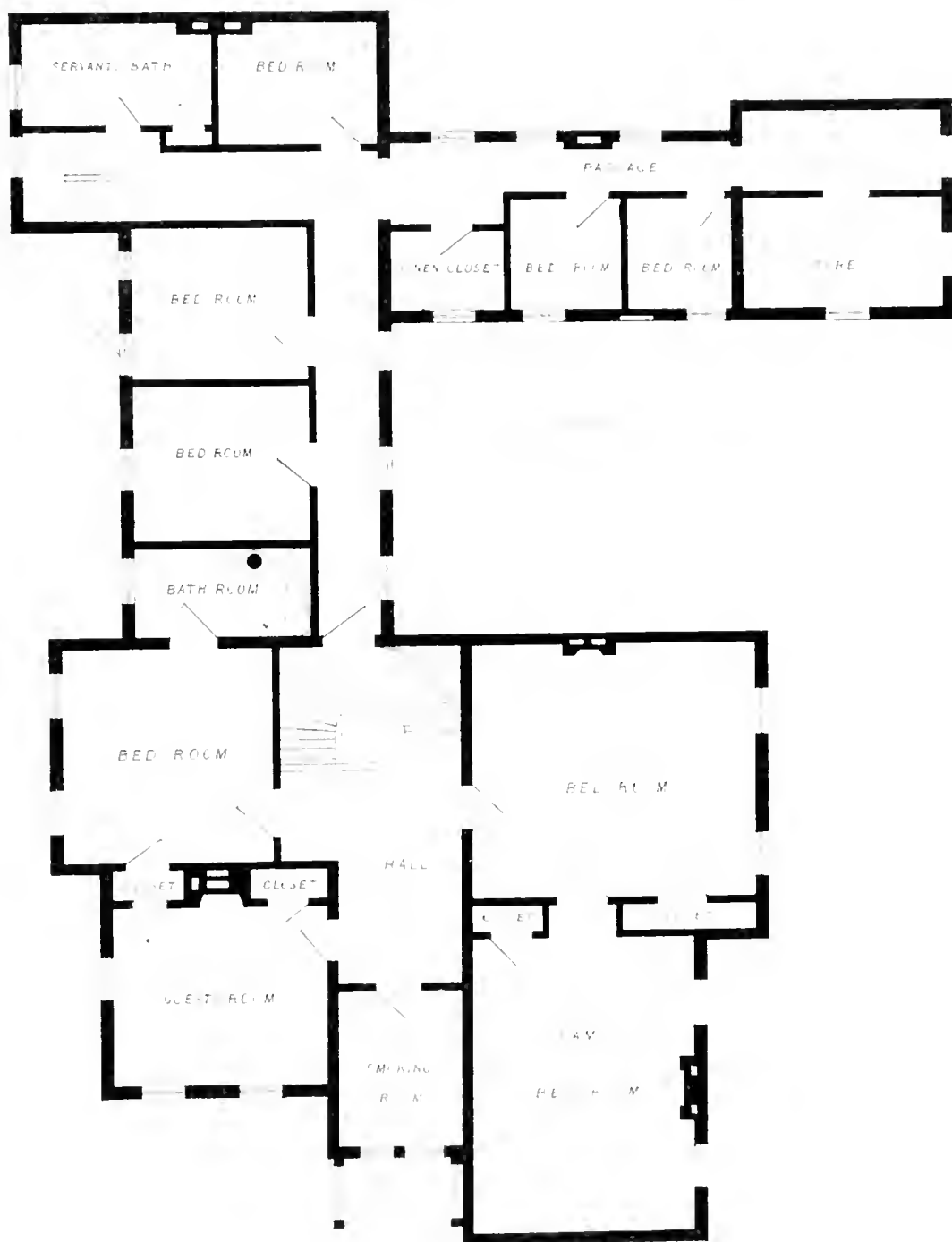
FIRST FLOOR PLAN

SIDE VIEW.



Details 1/4 of 1 inch to 1 foot.





SECOND FLOOR

PLATES 27, 28,


DESIGN FOR A HANDSOME SUBURBAN RESIDENCE.

E. Wm. READER, Architect, 307 Locust Street, St. Louis, Mo.

Plate 27. Front elevation.

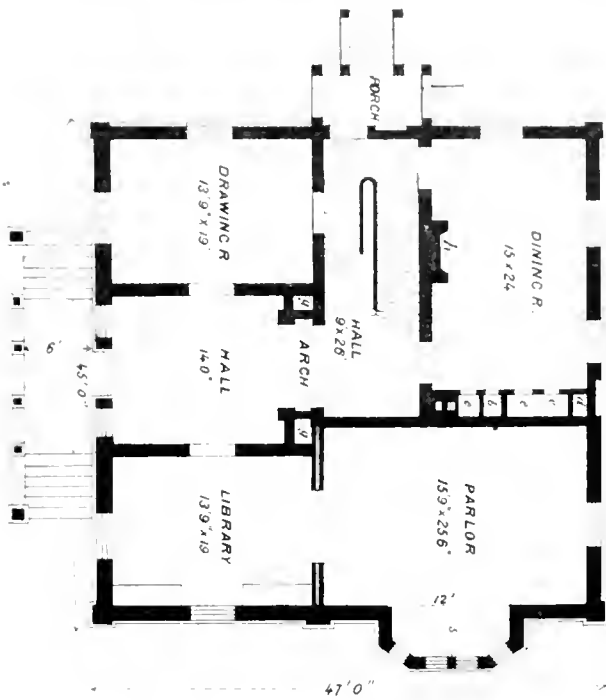
Plate 28. Plans of Basement, first floor, second floor and attic: a, denotes range; b b, dumb waiters; c c c c, wash troughs; d d, waste soil pipes; e e e e, dining-room closets; f f, flues of range and furnace; g g, hot air flues; h h, hot air registers or grates; i i i i, ventilating ducts; k k k k, chamber closets; k, hall closets; k k, closet under stairs; l l, water-closets in basement; l l l, water-closets on second floor; m m m m m, wash-stands; m, hydrant and sink.

Scale of elevation, one-eighth of one inch to the foot; scale of plan, one-sixteenth of one inch to the foot. Cost \$21,000.

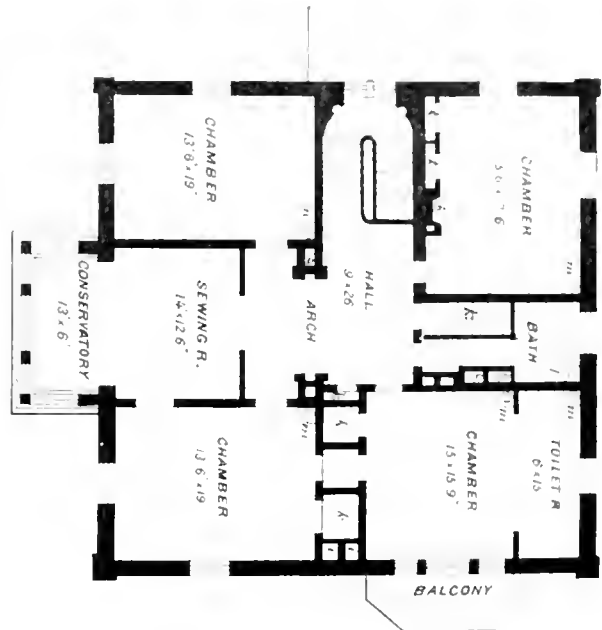


FRONT ELEVATION

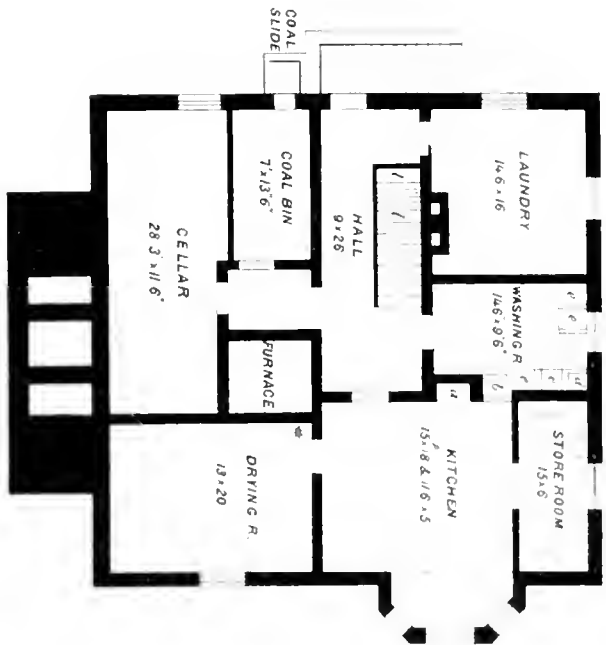
Details $\frac{1}{4}$ of Inch to 1 foot



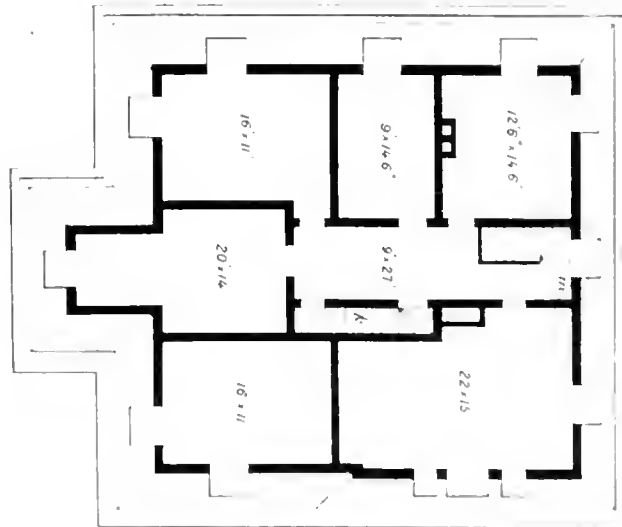
FIRST FLOOR.




SECOND FLOOR

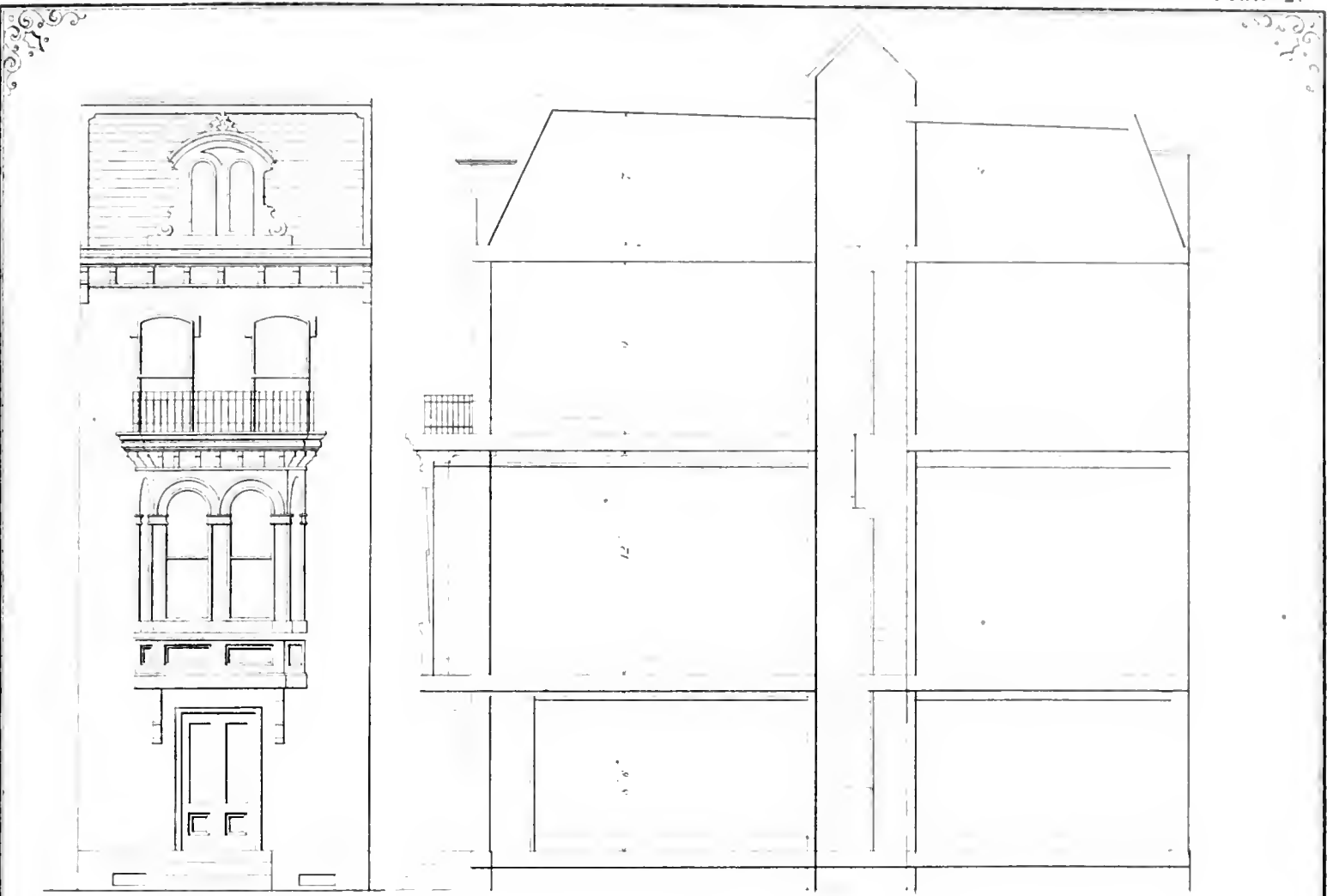


BASEMENT.

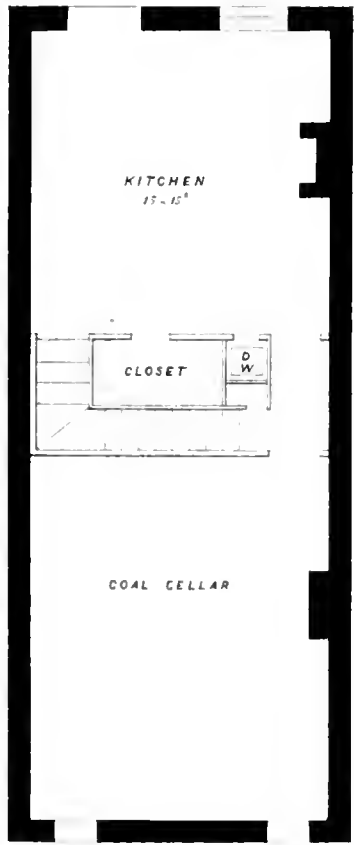


ATTIC.

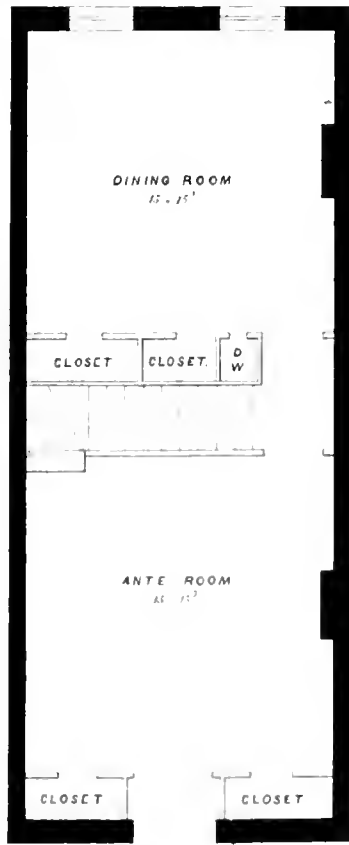




AREA

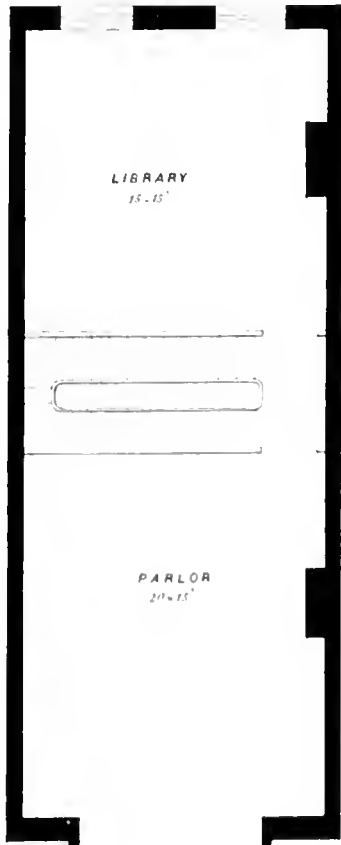


BASEMENT



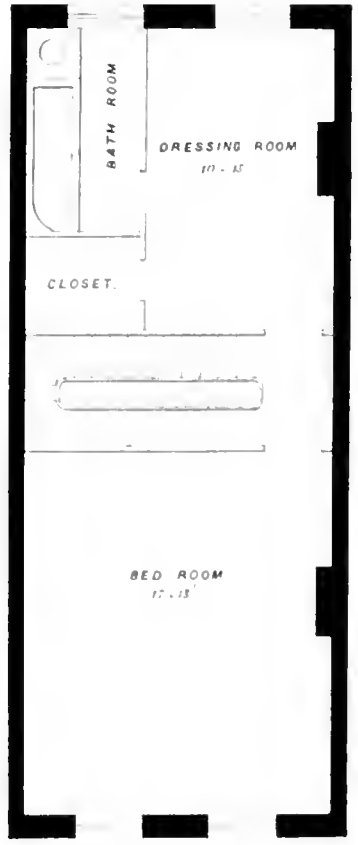
1st

FLOOR



2nd

FLOOR




3rd FLOOR


PLATES 30, 31.

PERSPECTIVE VIEW, FRONT ELEVATION AND PLAN FOR A FIRST-CLASS STABLE.

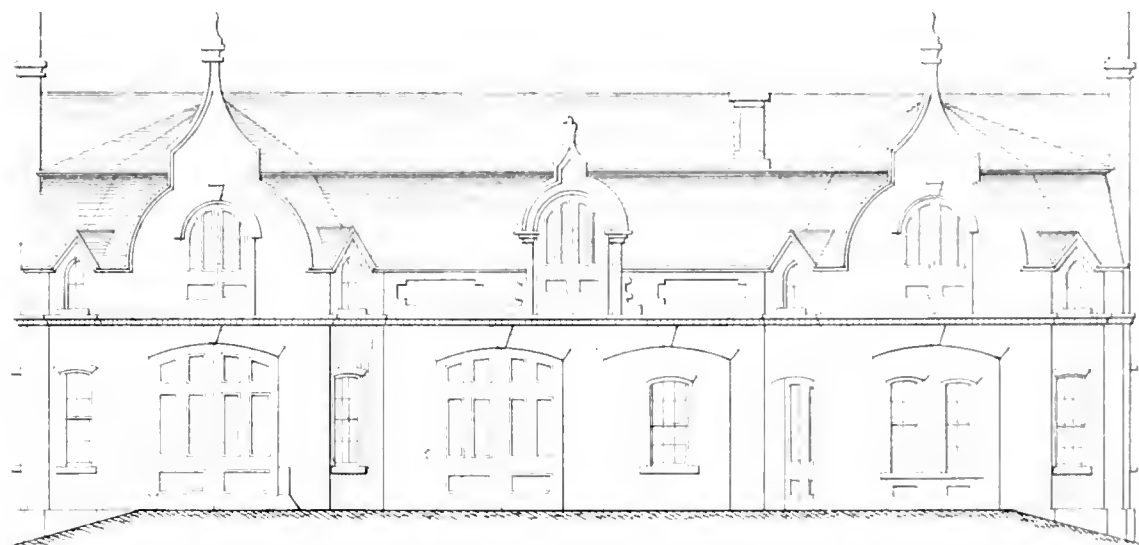
E. BOYDEN & SON, Architects, Worcester, Mass.

This stable has been recently erected for a gentleman at Worcester, Mass. The style of his residence is Elizabethan, and the stable is made to correspond. Cost \$5,000.





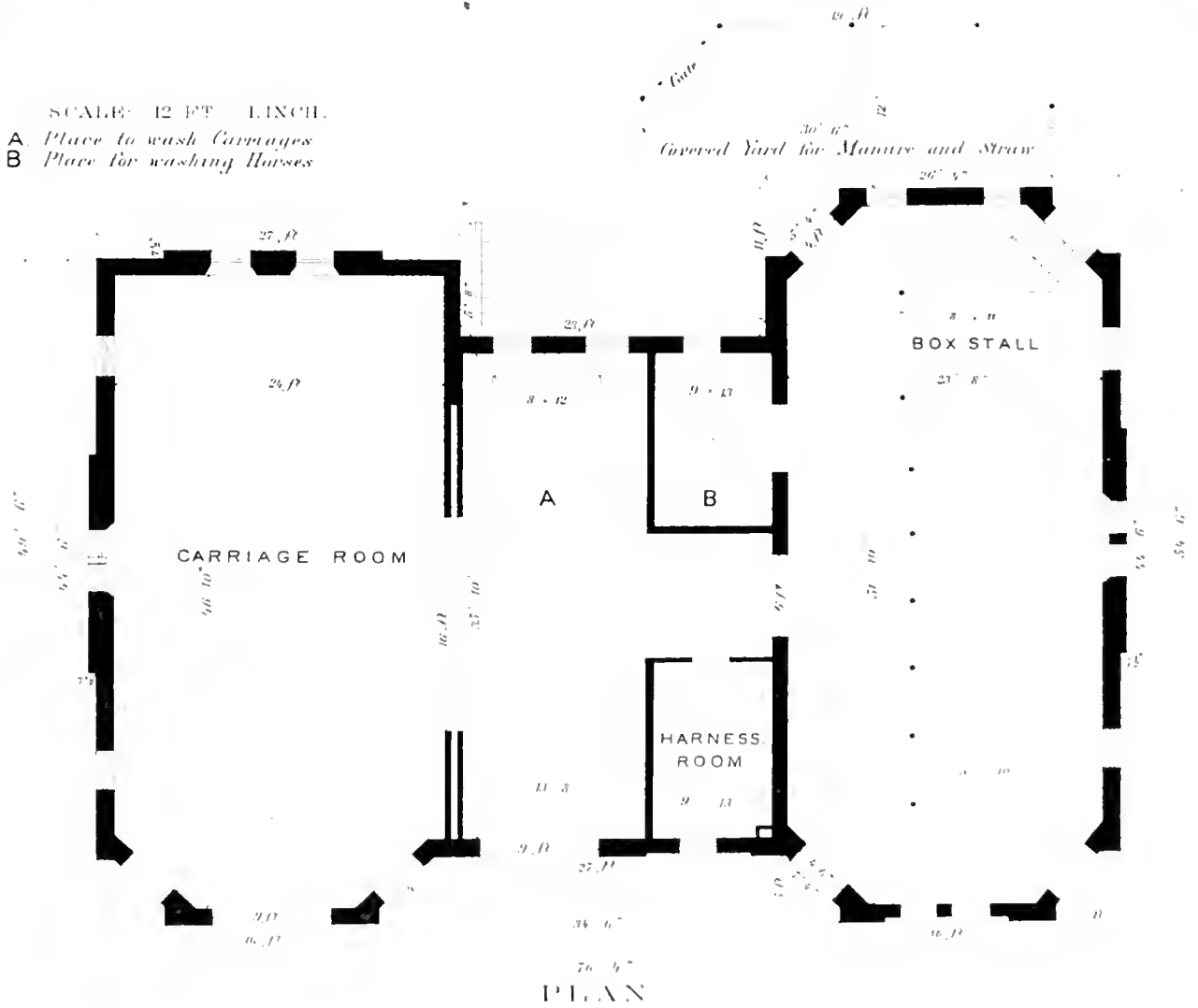
STABLE



FRONT ELEVATION

SCALE: 1/2 FT. LINCH.

- A Place to wash Carriages
- B Place for washing Horses





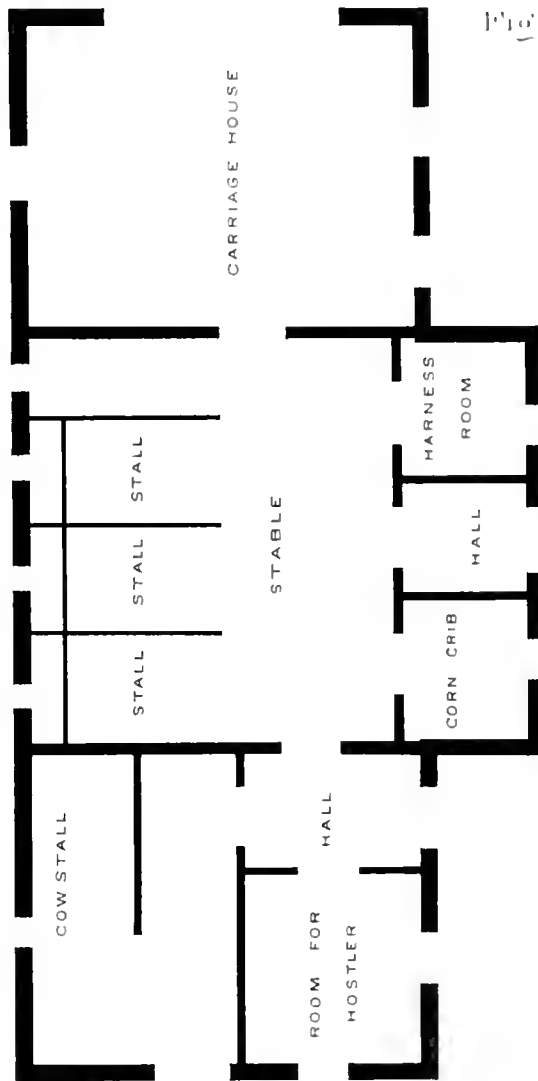


Fig 2




SIDE ELEVATION

Fig 3



PLAN OF FIRST FLOOR

Fig 1



FRONT ELEVATION




PLATE 32.

ELEVATIONS AND PLANS FOR A CARRIAGE-HOUSE AND STABLE.

E. E. MYERS, Architect, Springfield, Ill.

Fig. 1. Front elevation.

Fig. 2. Side elevation.

Fig. 3. Plan of first floor.

Scale, eight feet to one inch. Cost, built of brick and covered with slate, \$2,700.

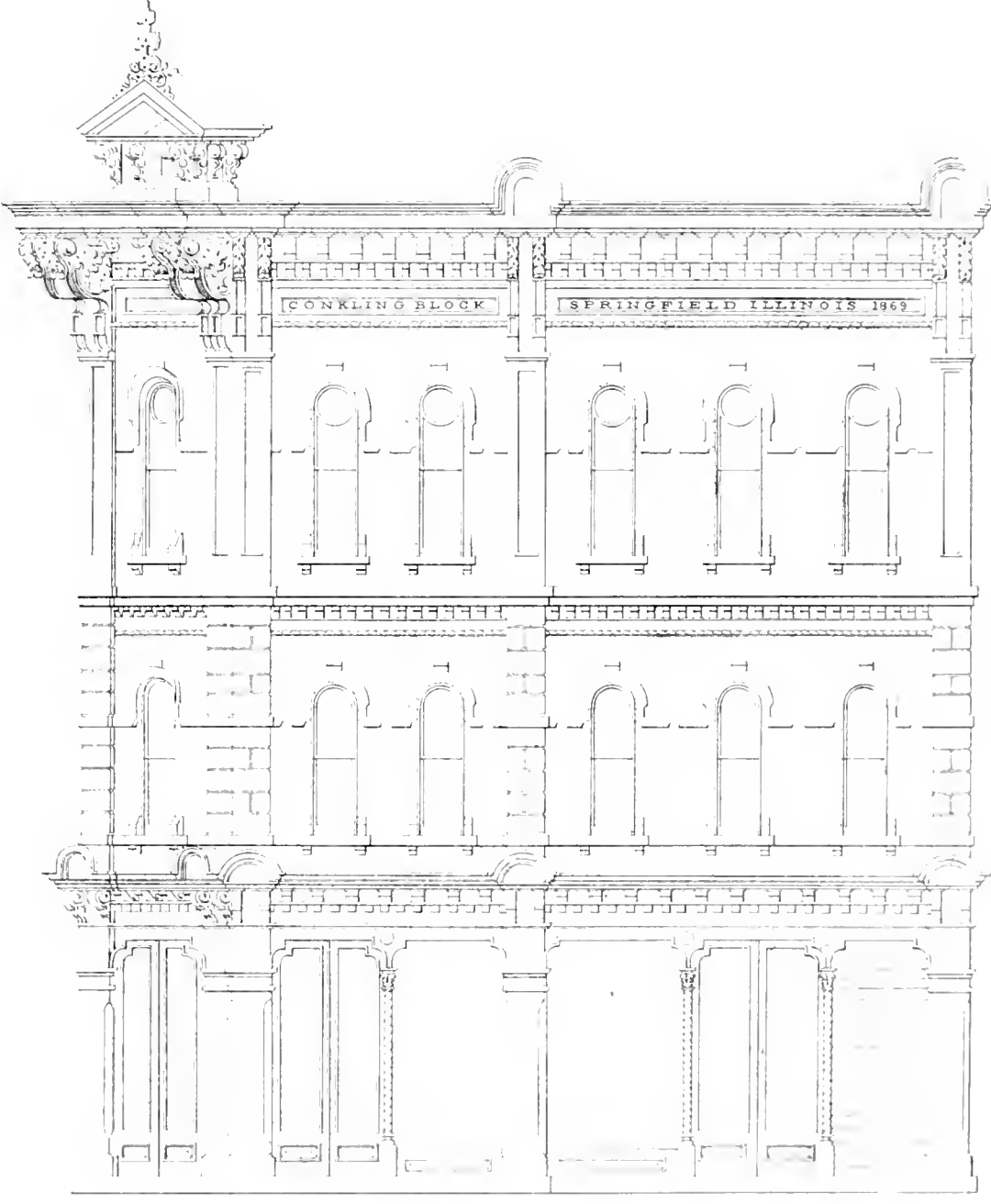
PLATE 33.

ELEVATION OF BLOCK OF TWO STORE-FRONTS.


E. E. MYERS, Architect. Springfield, Ill.

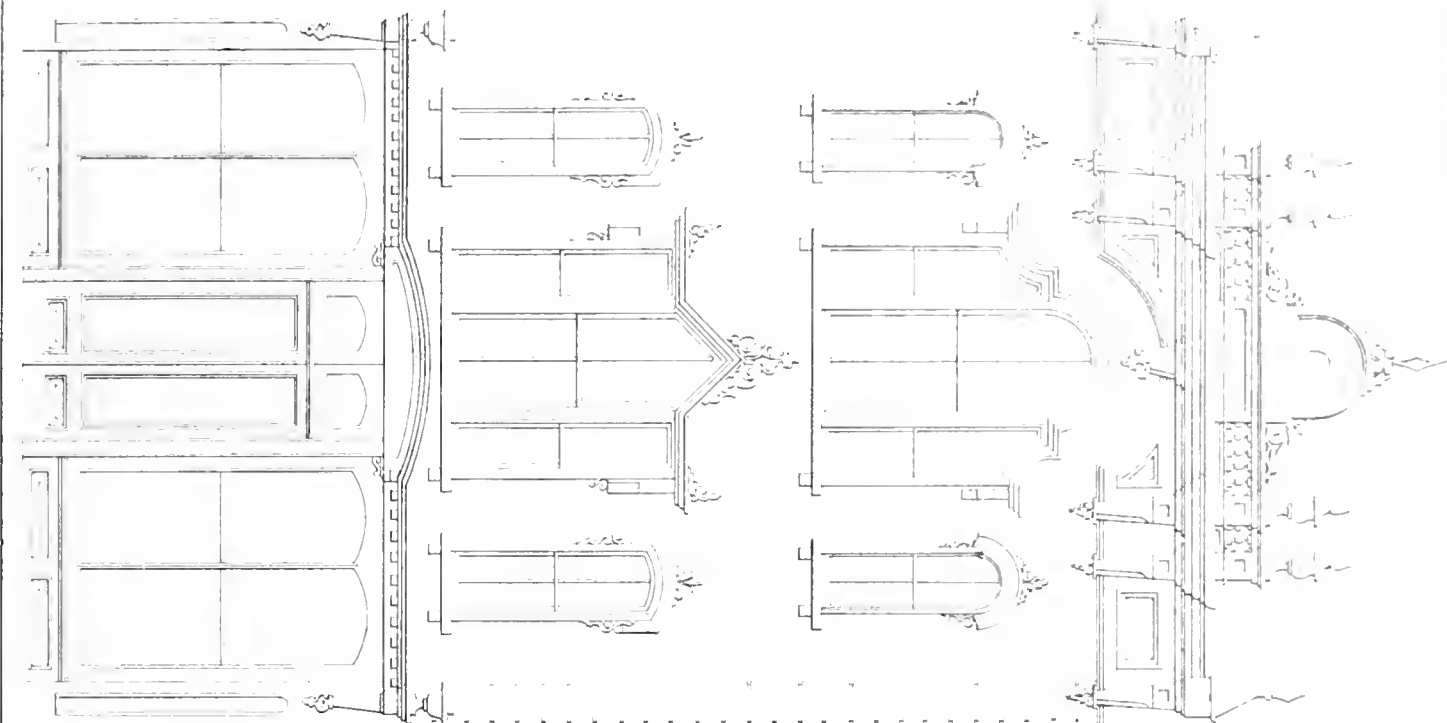
This block has been designed for the Hon. J. C. Conklin, of Springfield, Ill

Scale, one-eighth of one inch to the foot. Cost \$16,000.



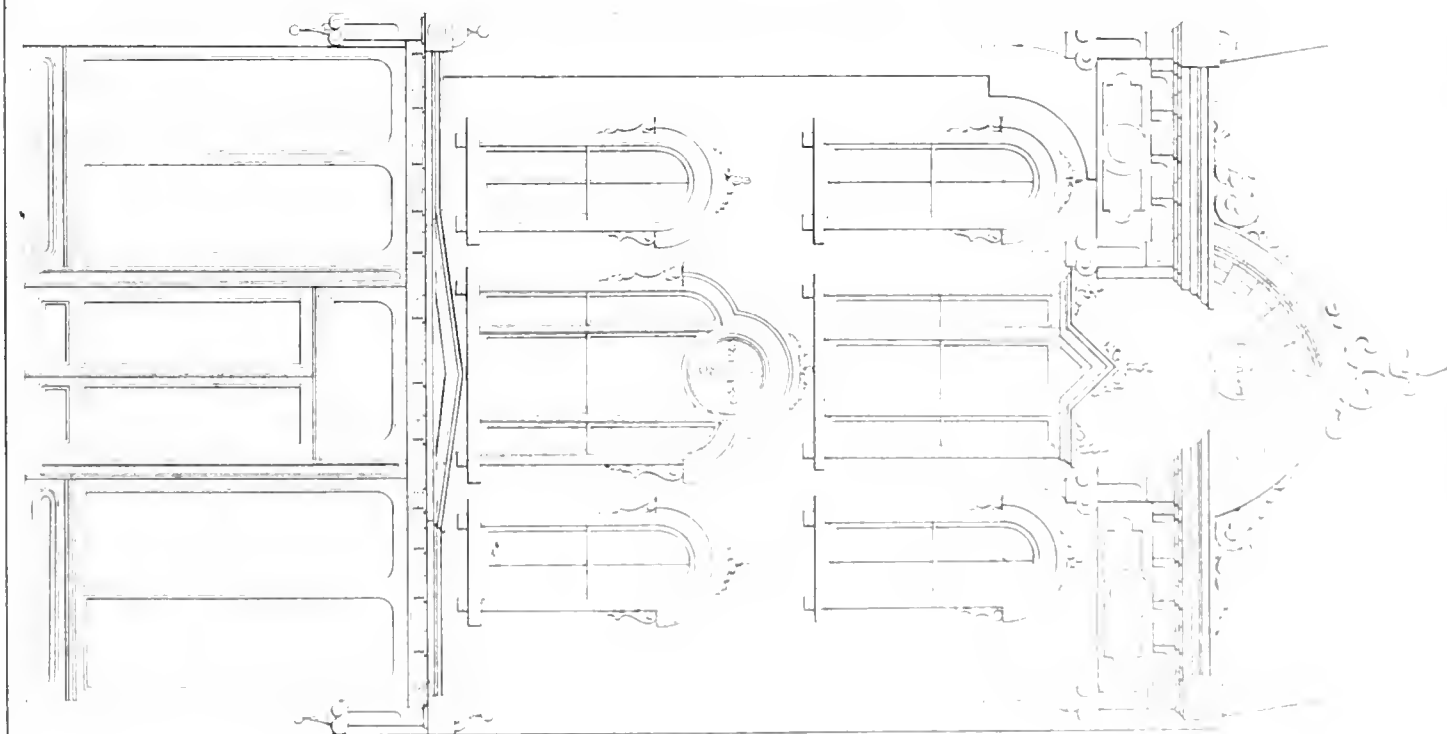
CONKLING BLOCK





A

STORE FRONTS



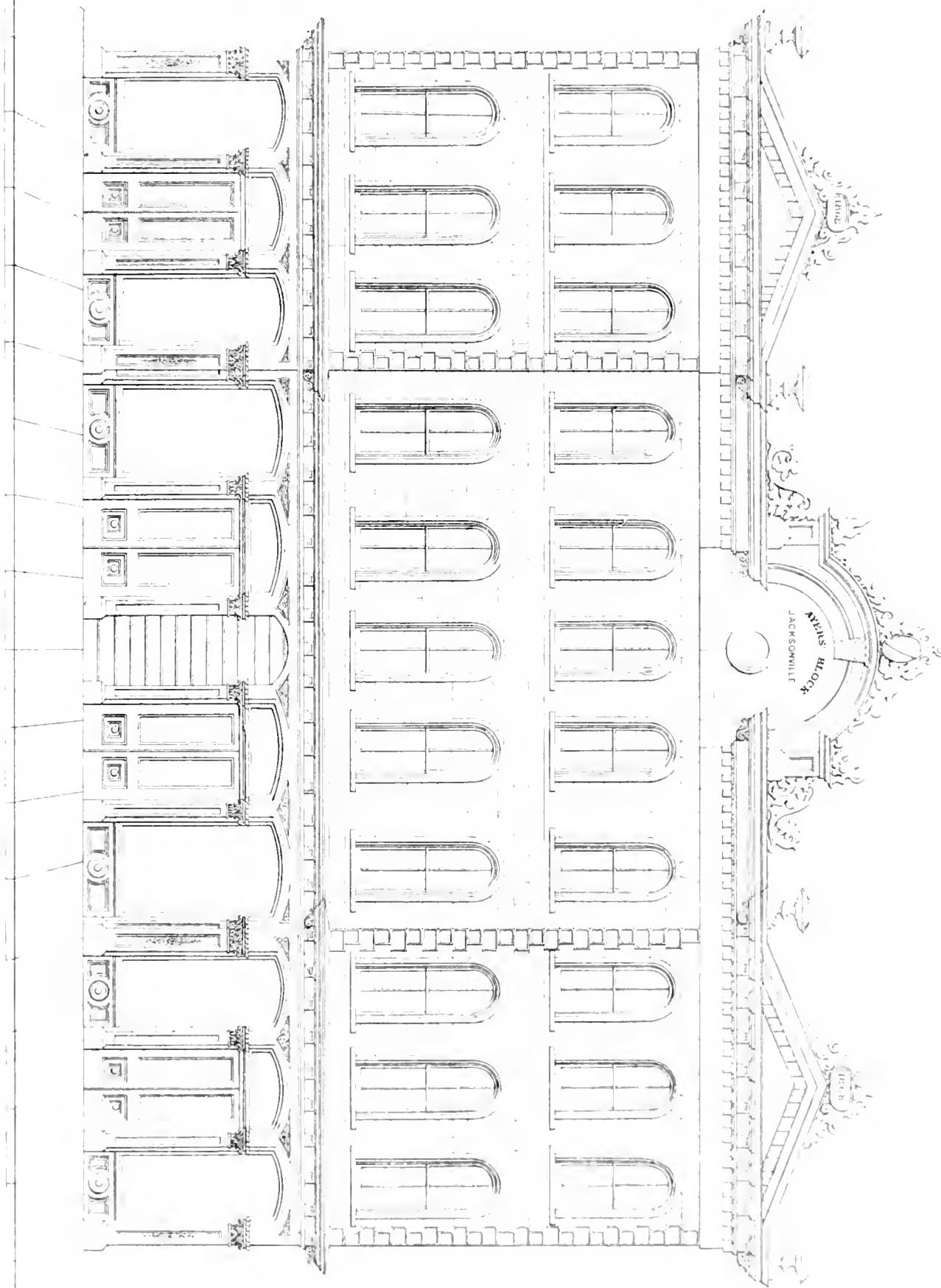
B

PLATE 35.

DESIGNS FOR FOUR STORES.

E. E. MYERS, Architect, Springfield, Ill.

This block of stores is erected at Jacksonville, Ill.
Scale of elevation, one-eighth of one inch to the foot. Cost \$30,000.



THE FRONT ELEVATION OF MERS BLOCK AT JACKSONVILLE, ILL.



PLATE 36.

DESIGN FOR A FRAME SCHOOL-HOUSE.

E. E. MYERS, Architect, Springfield, Ill

This Plate shows the front elevation and plans for a two-story frame school-house, now being erected at Loami, Ill.

Scale of elevation, one-eighth of one inch to the foot ; scale of plans, one-sixteenth of one inch to the foot. Cost \$6,000.

PLATES 37, 38.

DESIGN FOR A BRICK SCHOOL-HOUSE WITH MANSARD ROOF.

THEO. F. LADUE, Architect, Lincoln, Ill.


Plate 37. Shows the front elevation and several details of a school-house now being erected at Lincoln, Ill. A, main cornice; B, tower cornice; C, top of steep roof; D, cornice of dormer windows.

Plate 38. First and third floor plan; the second story is arranged same as the first, with the exception of a school inspector's room over front hall. The building has two entrances, by front and rear; hall fifteen feet wide, with two stairways five feet wide, which communicate with all the rooms. There are four school-rooms on first, and second stories, with large wardrobes and teachers' closet for each room. The wardrobes are so arranged, that there need be no confusion coming in or going out. The third story contains a chapel and two recitation rooms. All the rooms are to be wainscoted with alternate ash and black walnut; and all windows are to be supplied with inside blinds. The walls are red brick trimmed with Milwaukee pressed brick.


The building will be heated and ventilated by Ruttan's system.


The basement is divided into fuel cellars, water-closets, etc.

Scale of plans and elevations, 1-12th of inch to the foot; scale of details, three-fourths of one inch to the foot. Complete cost \$37,000.



FRONT ELEVATION





PLATES 39, 40, 41.

DESIGN FOR A SMALL CHURCH.

COCHRANE & PIQUENARD, Architects, 22, 23 & 24 Lombard Block, Chicago, Ill.

This design is now being erected in the flourishing city of Cheyenne, on the Union Pacific Rail Road. The style of architecture is what is known as modern Gothic. The building is thirty-two by forty-six feet, with a vestibule in front five and one-half by twenty-one feet, and corner tower ten feet square. The same will seat two hundred and ninety-six adults. The height of the interior is thirty-three feet to apex of ceiling, and that of spire eighty feet. The design is for a wooden structure upon a stone foundation.

Scale, eight feet to one inch. The cost will be \$8,000.


PLATE 42.

DESIGN FOR A CHAPEL CHURCH.


LYMAN UNDERWOOD, Architect, 13 Exchange Street, Boston, Mass.

This Plate shows the front elevation and plan of a church edifice, with accommodations for about seven hundred persons. It is intended to be built of stone or brick, with cut stone dressings, although the same design might be carried out in wood. The entrances are numerous and conveniently arranged, as well as amply large. In the front is a vestibule nine feet wide, extending entirely across the building, containing four entrances to the audience room, as well as the stairs to the small gallery above. The audience room is sixty by seventy feet, with a chancel twenty feet wide at the end opposite the principal entrance, containing the pulpit or any other arrangements which denominational peculiarities might require. There are one hundred and thirty-six pews on the principal floor, with five sittings in each. The organ is on one side of the chancel and on the opposite is a minister's retiring room. Access to the audience room is also had through vestibules upon either side, and these vestibules also communicate with the vestry and committee rooms. The vestry is forty by forty-eight feet, the committee rooms each eighteen by twenty feet, communicating with each other by folding or sliding doors, and also with the vestry by the means of sliding sashes in addition to the ordinary doors. Above the committee rooms, and reached by an ample flight of stairs from the vestibule below is an additional room for the use of the ladies of the society. All of these various rooms would be abundantly lighted, and well ventilated. The expense of the building would of necessity vary very much with different localities, and with the amount of cut stone used upon the exterior; but under favorable circumstances it might be built of stone for about \$18,000.

The elevation is drawn to a scale of sixteen feet to one inch, and the plan forty-eight feet to one inch.



SIDE ELEVATION



AUDIENCE FLOOR

PLATES 43, 44.

DESIGN FOR A CHURCH.

DAVID S. HOPKINS, Architect, Grand Rapids, Mich.

Plate 43. Front elevation and basement floor.

Plate 44. Side elevation and audience floor.

A church after this design is built at Grand Rapids. It is much admired for its uniqueness and architectural beauty. It is architecturally Romanesque. The audience room is forty-six feet wide, sixty feet long, and thirty-five feet high to ceiling, with gallery over front vestibule, extending around from transept to transept. The audience room will seat six hundred and the gallery two hundred persons. The front vestibule is thirteen feet wide by forty-six feet long. Rear vestibule, fourteen feet square. Rostrum, eleven by thirteen feet. Choir, nine by eleven feet. Organ recess, ten by eleven feet. The basement is twelve feet in clear. Lecture-room, about the same size as audience-room, with two class-rooms in front, with sliding doors to the same into lecture-room. Library and parlor in rear. Outside dimensions, one hundred and two feet long by sixty-four feet wide, including the projection of the steeple spire, one hundred and fifty-five feet high. It is built of white brick with brown sandstone trimmings. Cost \$40,000.

PLATES 45, 46, 47, 48.

DESIGN FOR A FIRST-CLASS COURT-HOUSE.

E. E. MYERS, Architect, Springfield, Ill.

Plate 45. Front elevation.

Plate 46. First floor plan.

Plate 47. Side elevation.

Plate 48. Second floor plan.

This design has been recently executed at Carlinville, Macoupin Co., Ill., and so far as known, it is strictly the only fire-proof building in the country, and is considered the finest county court-house in the United States. The exterior is Athens marble. The windows and door-frames, and the book-cases are all iron. The floors are marble. The interior of the court-room is lined with cast-iron painted in fresco and bronze. The Judge's stand is of granite. The length of building, two hundred and twenty-five feet; width, eighty-six feet; height from ground, eighty-six feet; height of lantern on dome, one hundred and eighty-six feet nine inches. The building throughout is of the finest and best material, no cost having been spared to make it perfect in all its parts.


Scale of elevation and plans, one-eighteenth of one inch to the foot.



FRONT VIEW
OF MACOUPIN COUNTY COURT HOUSE

Scale: 1/4 Inch to Foot

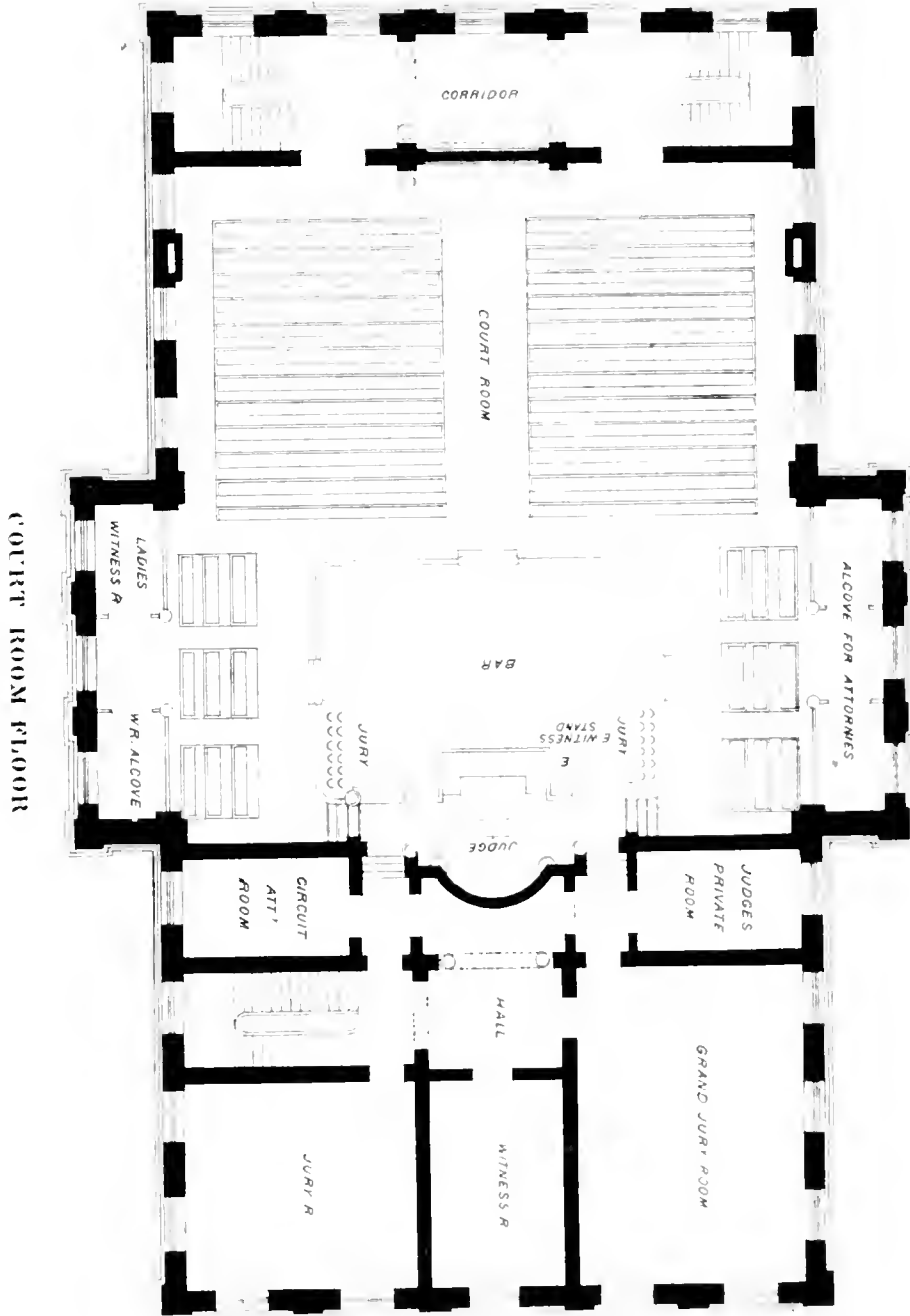




SIDE VIEW OF MACOUPIN COUNTY COURT HOUSE

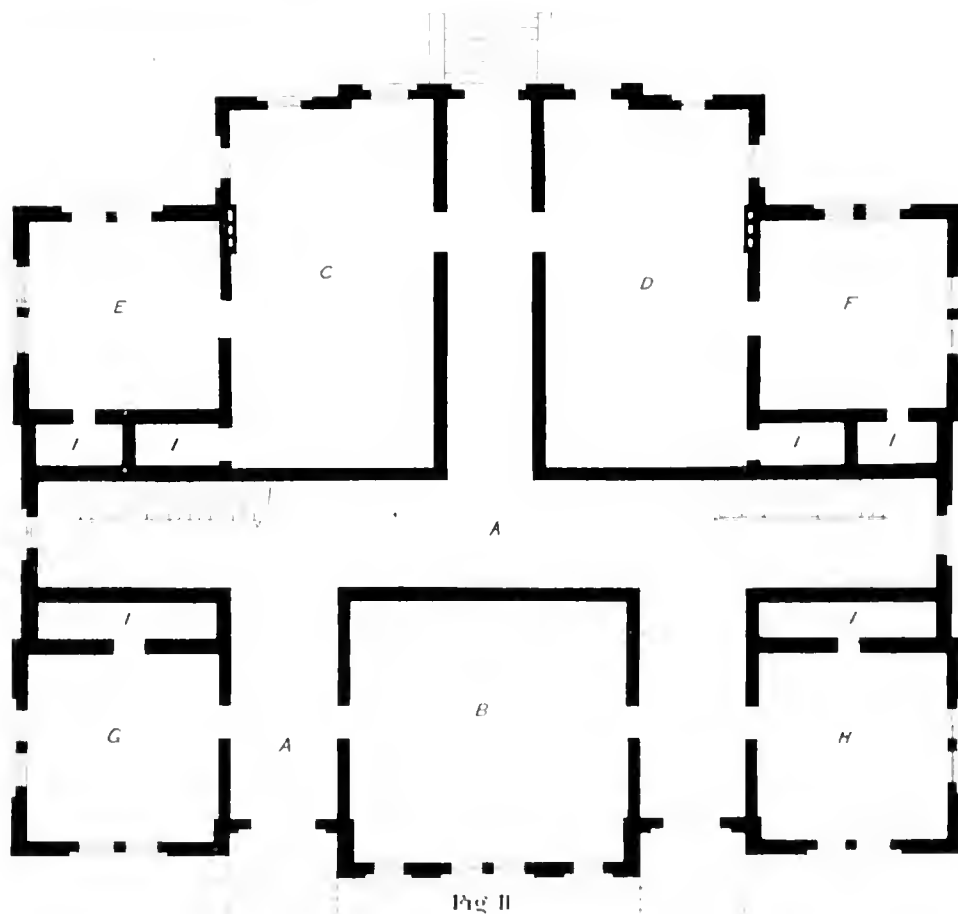

Scale 1/4 inch to 1 foot





COURT ROOM FLOOR





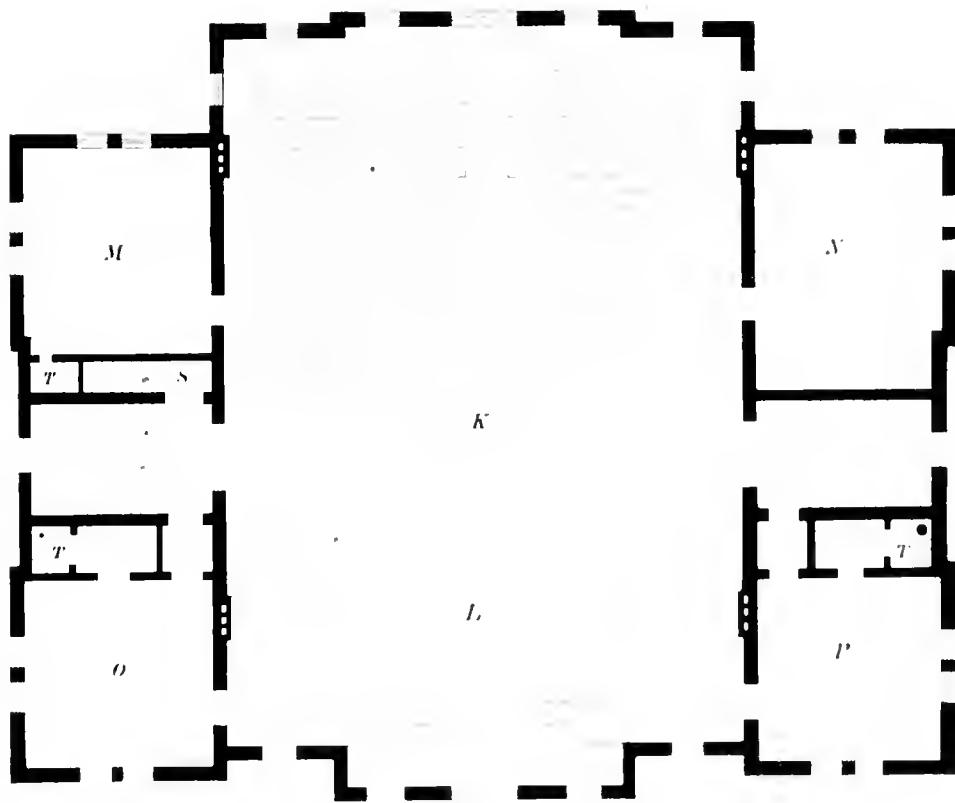
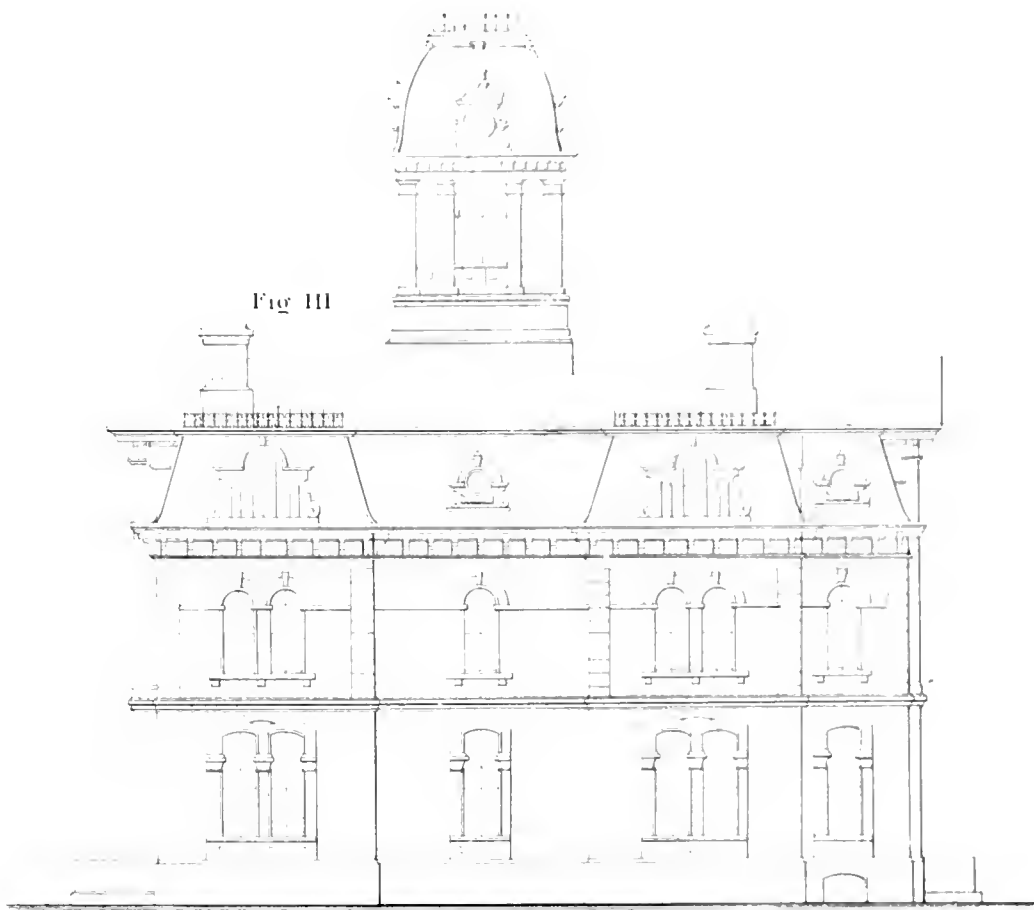

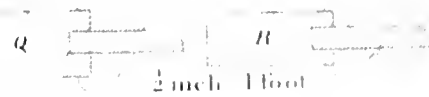


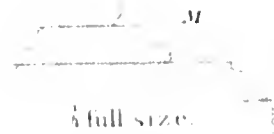
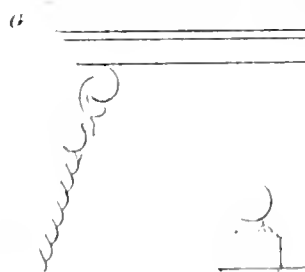
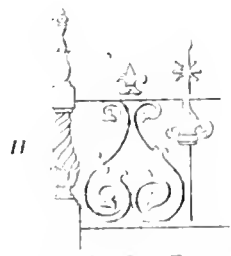
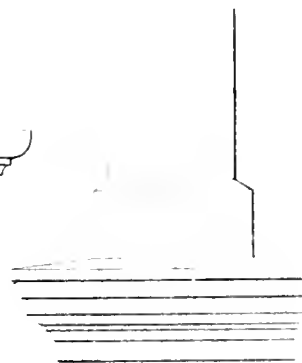
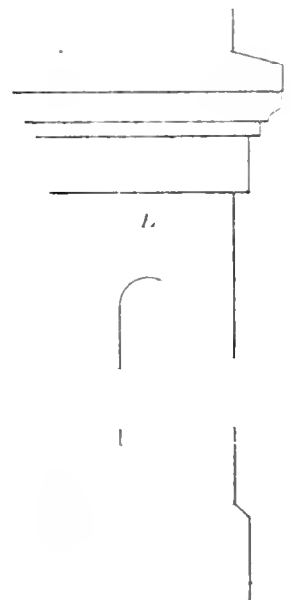
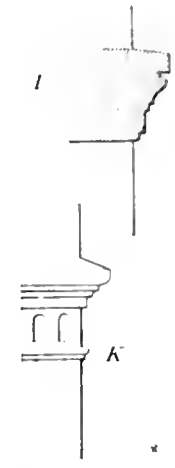
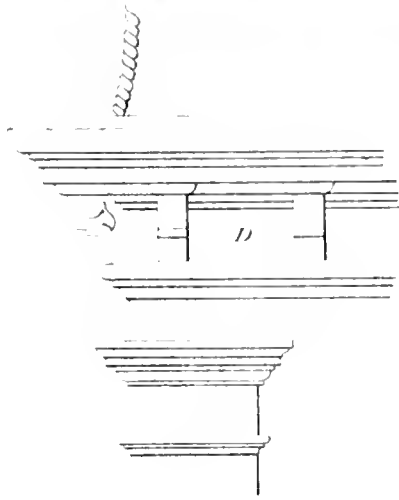

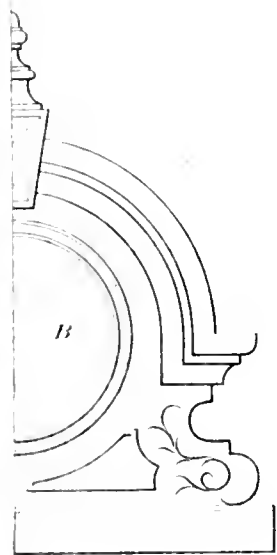



Fig IV





1/4 full size.

1/4 full size

Scale 1/2 inch = 1 foot

PLATES 49, 50, 51.

DESIGN OF BAY COUNTY COURT-HOUSE, BAY CITY, MICH.

CYRUS K. PORTER, Architect, Buffalo, N. Y.

Plate 49. Fig. 1, Front elevation.

Fig. 2. Plan of first floor. A, Hall with stairways at each end of main hall, leading to court-rooms above; B, Supervisors' room; C, County clerk's office, with private office; E, D, County treasurer's office, with private office; G, Sheriff's office; H, Clerk of court's office; B, might be used as office of Probate Judge, as either C or D would answer for Board of Supervisors. The rooms in this story are all fourteen feet high in the clear. Safes, I, I, are provided for the offices.

Plate 50. Fig. 3, Side elevation.

Fig. 4. K, Court-room, forty-eight by seventy-one feet, and twenty-two feet high in clear; L, is the Bar containing seats for the judges, jury, and officers of the court; M, Witnesses' waiting-room, with water-closet; N, Counsel room and library; O and P, Jury rooms, one of which is designed to be used as a judge's dressing or retiring-room; they are both supplied with private entrances, water-closets, etc. These rooms are twelve feet high in clear. L, is a stairway leading to an attic above, and from thence to the top of the dome.

The drawings on Plates 49 and 50 are to a scale of sixteen feet to one inch.

Plate 51. Shows the most important details, drawn to a scale of one-half inch to the foot. A, B and F, Portions of dormer windows; C, Main cornice; D, Dome cornice; E, Base and plinth of dome; G, Cornice at angle of roof; H, Cornice of railing around top of dome; I, Chimney top; M and N, Inside finish, one-fourth full size; O, Stairway; P, Wainscoting of court-room; Q and R, Sections of doors, one-half inch to one foot.

The building has a basement of Kingston stone, the superstructure of yellow brick, with sandstone dressings. It is warmed with steam and lighted with gas. The cost was about \$42,000, finished in the most substantial manner. Geo. Watkins, of Bay City, was the builder.

PLATES 52, 53, 54.

DESIGN FOR A MODEL JAIL AND JAILOR'S RESIDENCE.

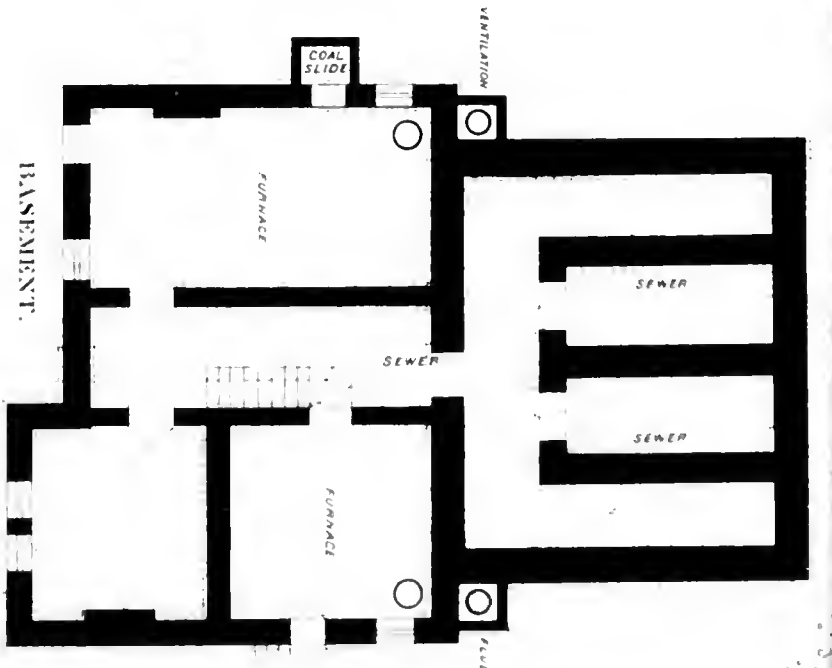
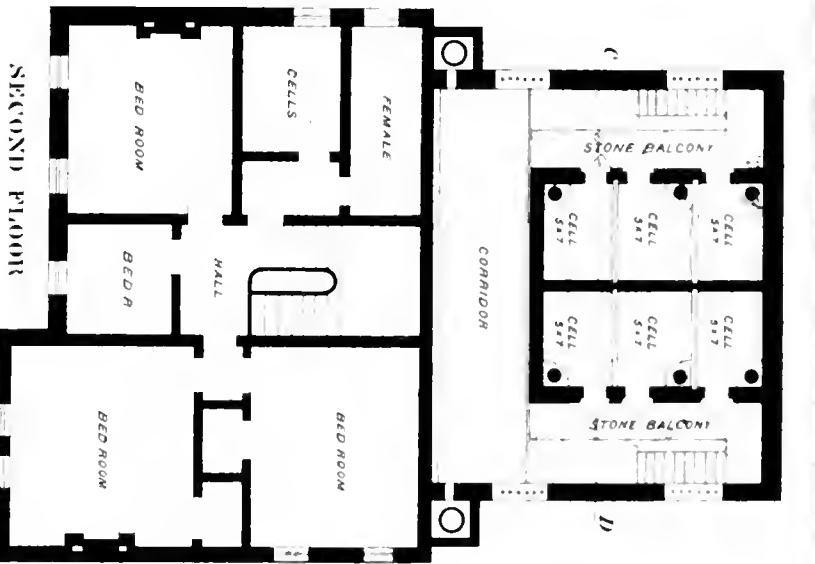
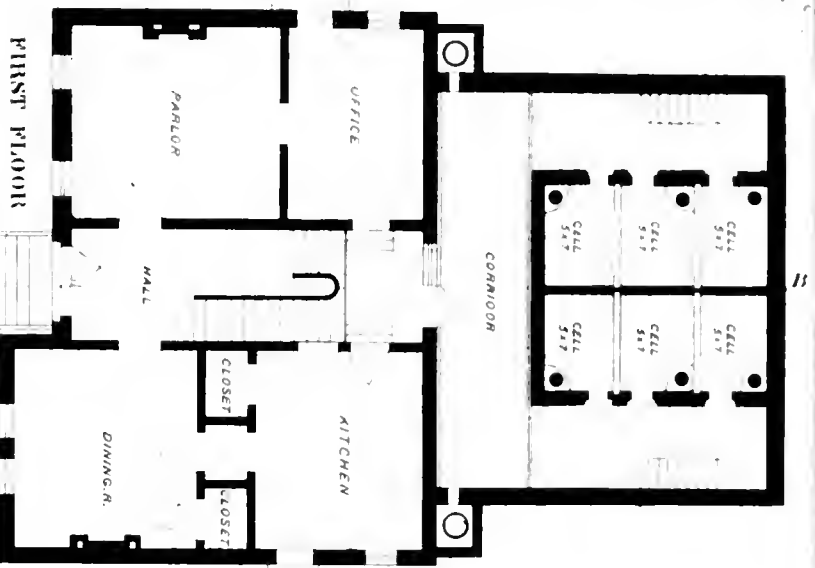
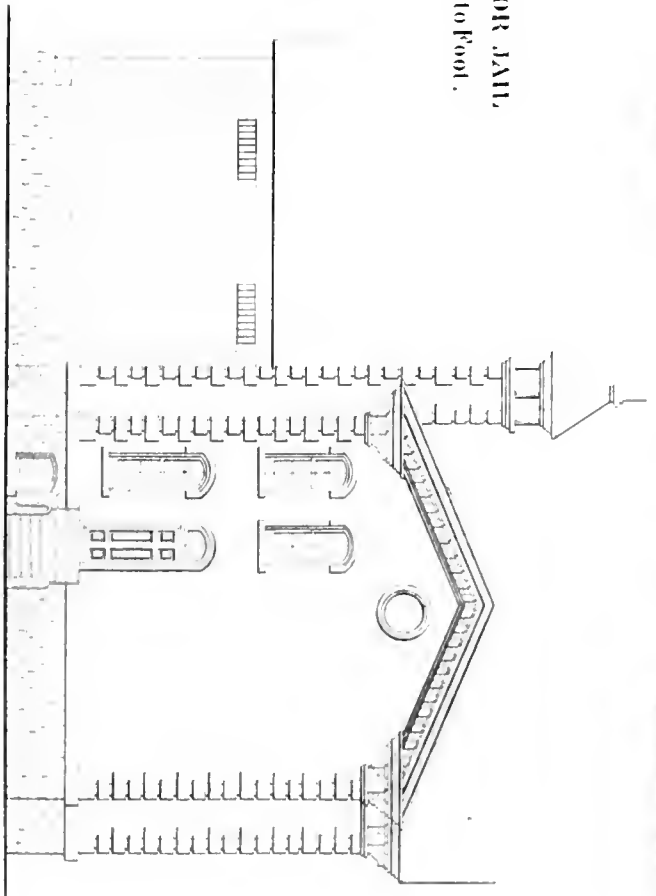
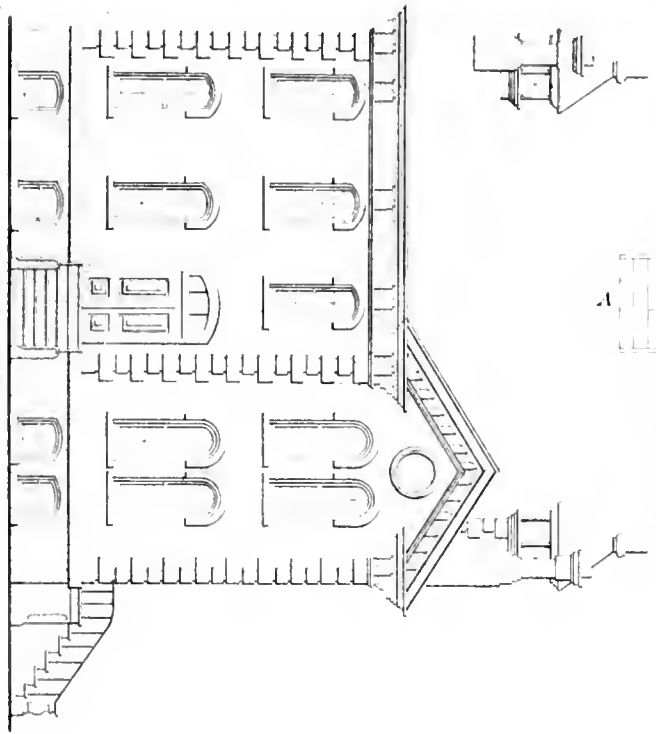
E. E. MYERS, Architect, Springfield, Ill

This design will be executed at Petersburg, Menard County, Ill., Similar jails have been erected at Carlinville, Macoupin County, and at Lincoln, Logan County, Ill. The foundation is stone. The superstructure of jailor's residence being brick, with stone dressings. The prison is dimension stone, all large size, pitch faced both sides twelve inches thick, and dowelled together with two-inch cannon shot, twelve shot to each stone. The cells, floors and ceilings are all six-inch slabs of stone. Complete cost, \$20,000.

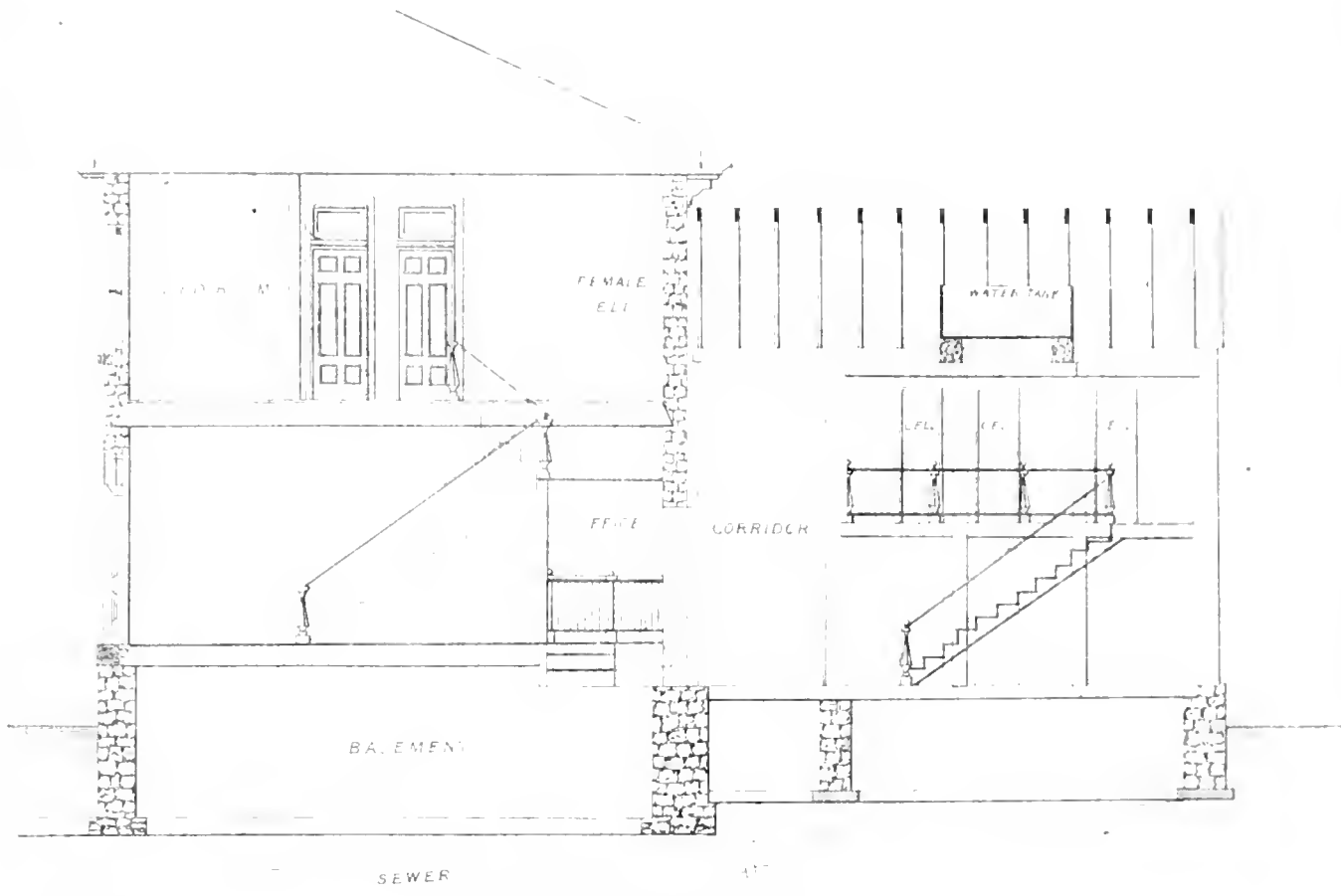
Plate 52. Front elevation, side elevation, basement ground plan, plan of first floor and plan of second floor. Scale, one-twelfth of one inch to the foot.

Plate 53. Longitudinal and transverse sections of building. Scale, one-eighth of one inch to the foot.

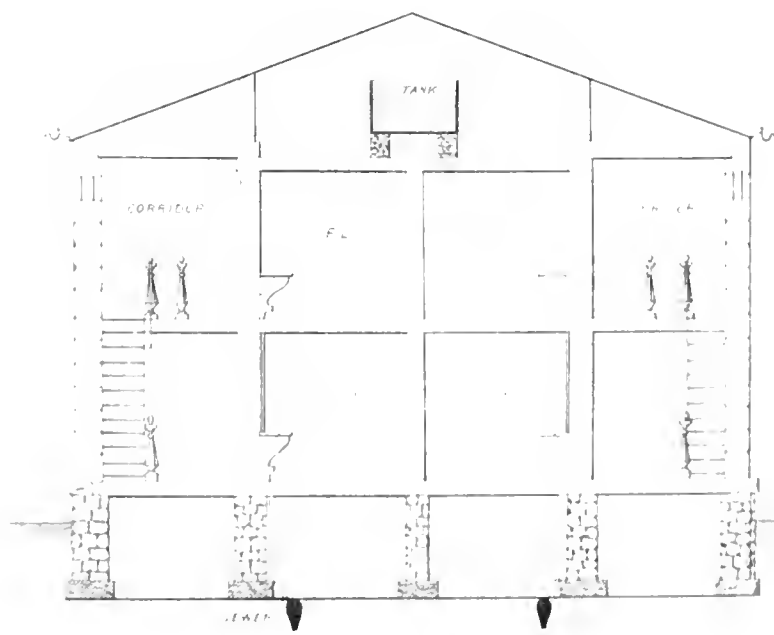
Plate 54. Design for outside and inside doors. Scale, one inch to the foot.



DESIGN FOR JAIL.
Scale 1/2 inch to foot.



LONGITUDINAL SECTION
Through A.B.



CROSS SECTION
Through C.D.

Scale 3/4 inch to foot

Fig 1


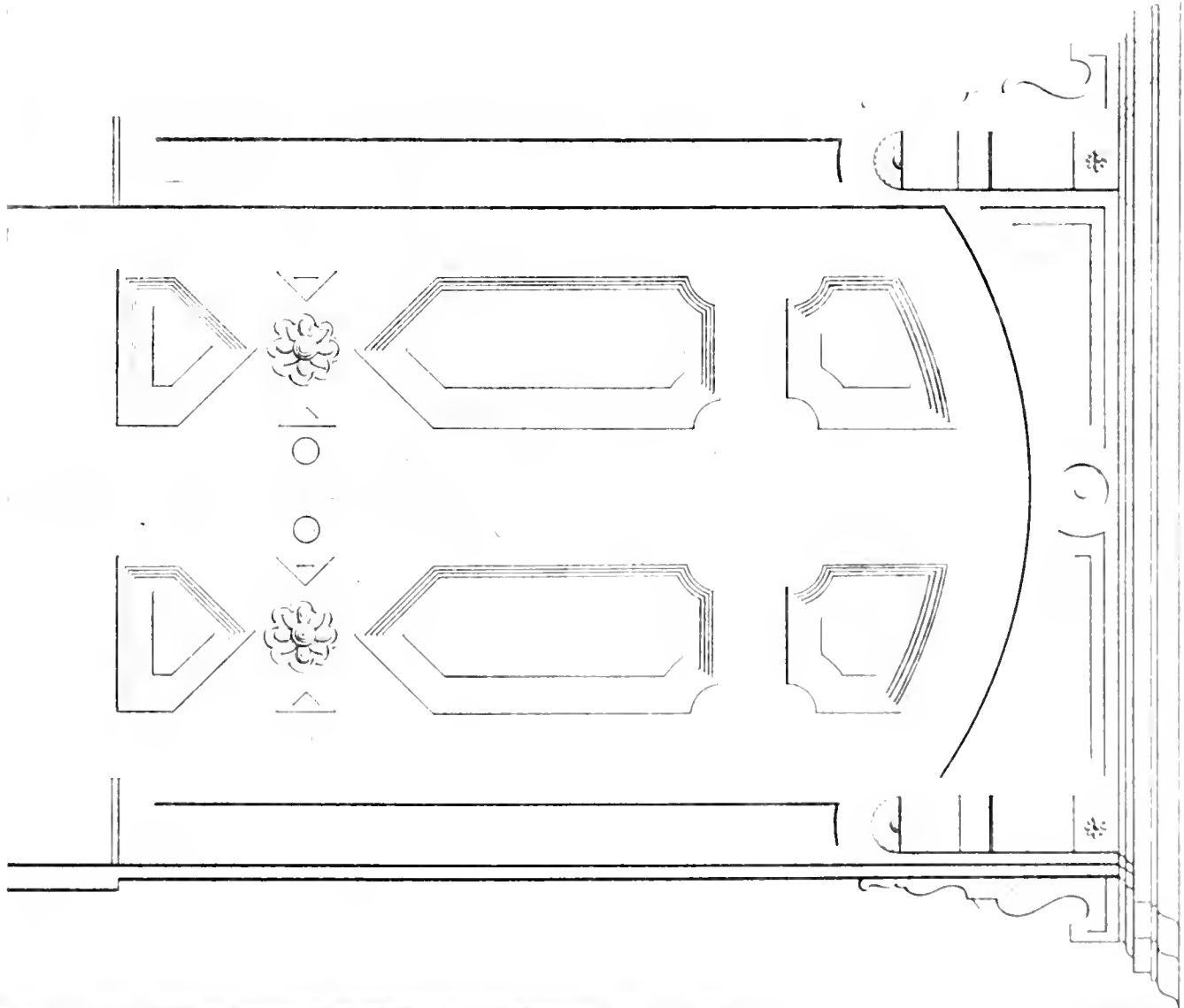



Fig 2



Scale 1 inch = 1 foot

Handwritten notes in Arabic script.



SUPPLEMENT
TO
BICKNELL'S VILLAGE BUILDER.

CONTAINING

Eighteen Modern Designs

FOR

COUNTRY AND SUBURBAN HOUSES

OF MODERATE COST,

WITH

ELEVATIONS, PLANS, SECTIONS,

AND A VARIETY OF DETAILS, ALL DRAWN TO SCALE,

ALSO,

A FULL SET OF SPECIFICATIONS, WITH APPROVED FORM OF CONTRACT, AND ESTIMATES OF COST

New York:

A. J. BICKNELL & CO.,
ARCHITECTURAL BOOK PUBLISHERS,
27 WARREN STREET

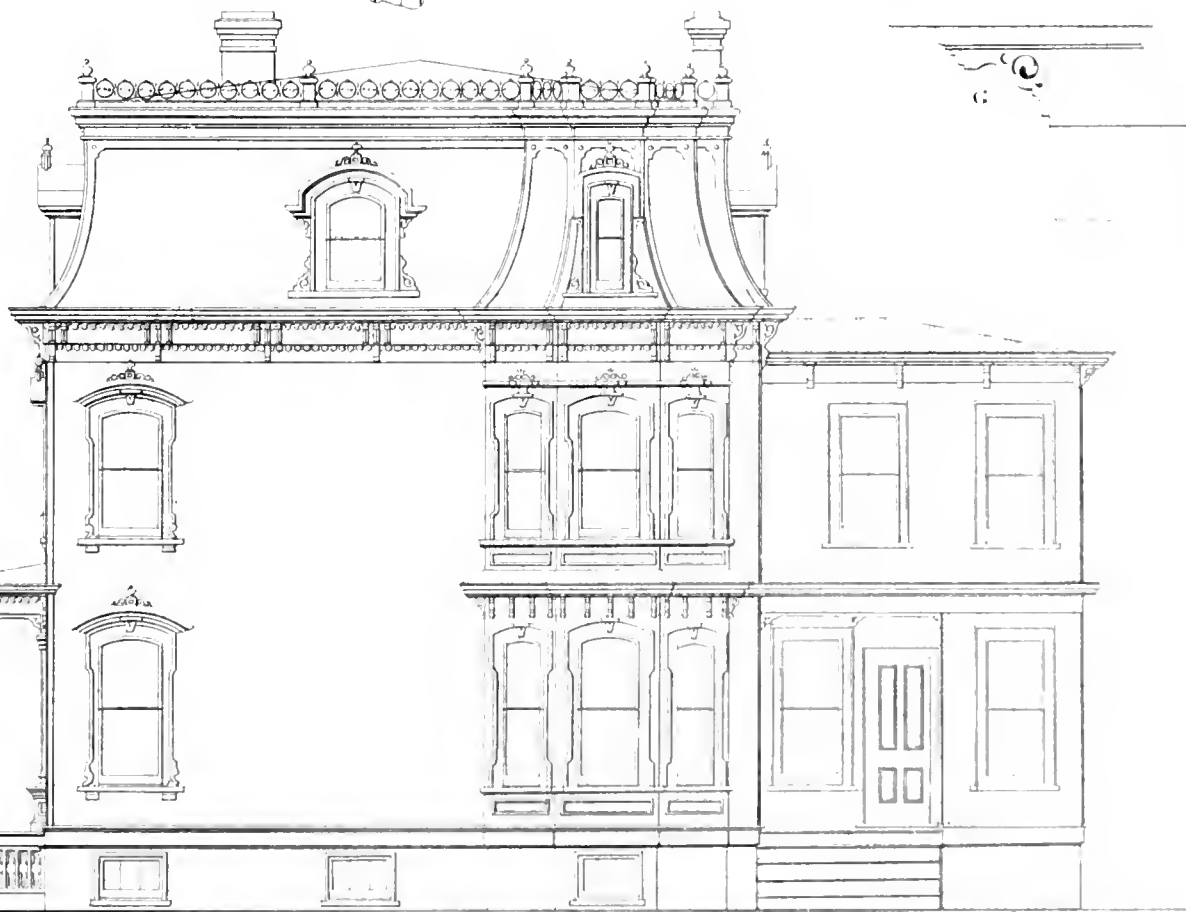
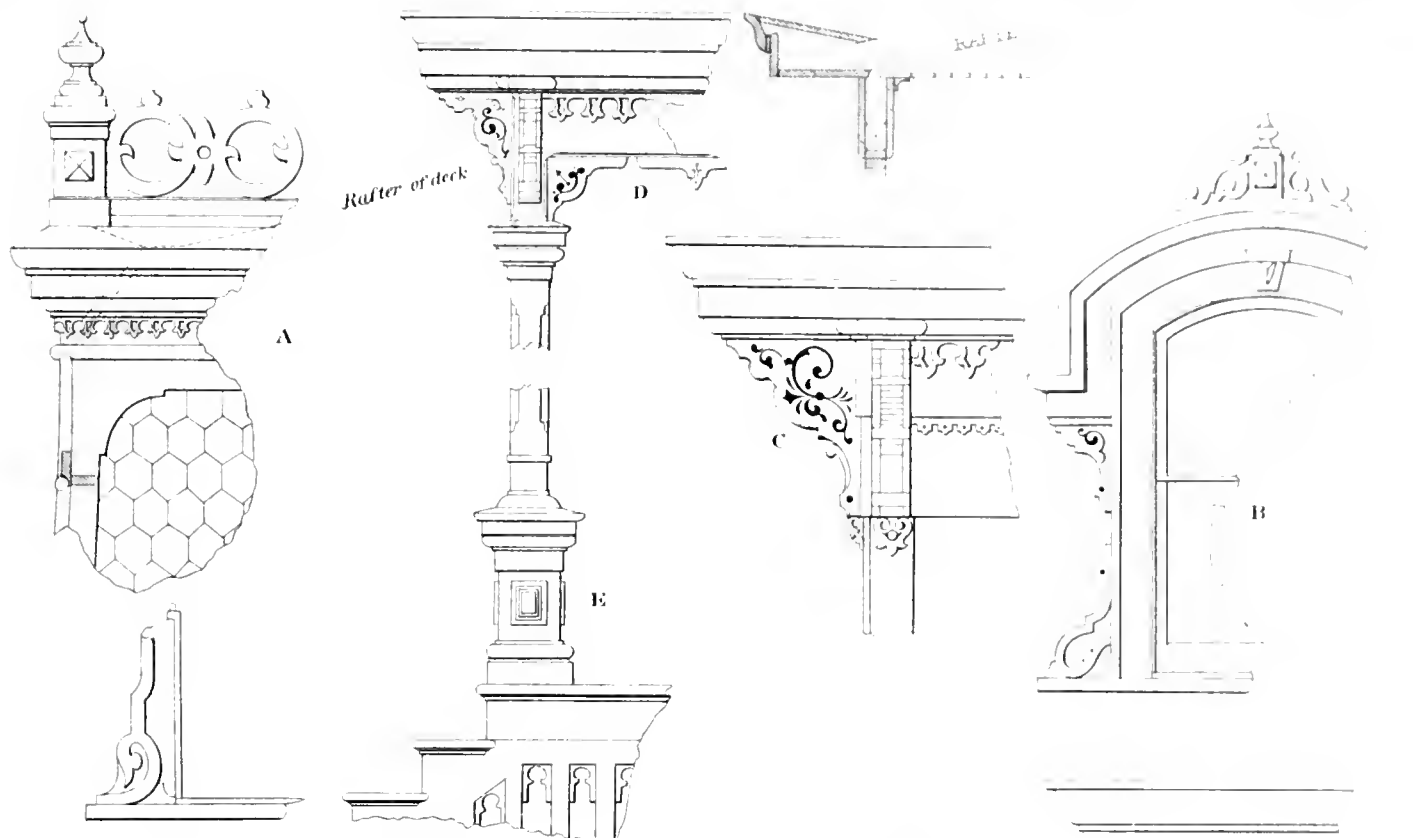
Entered according to Act of Congress, in the year 1874, by
A. J. BICKNELL,
In the Office of the Librarian of Congress, at Washington.

Printed by The New York Lithographing, Engraving & Printing Company,
16 & 18 Park Place, New York.

ARCHITECTS WHO HAVE CONTRIBUTED TO THIS WORK.

—:—

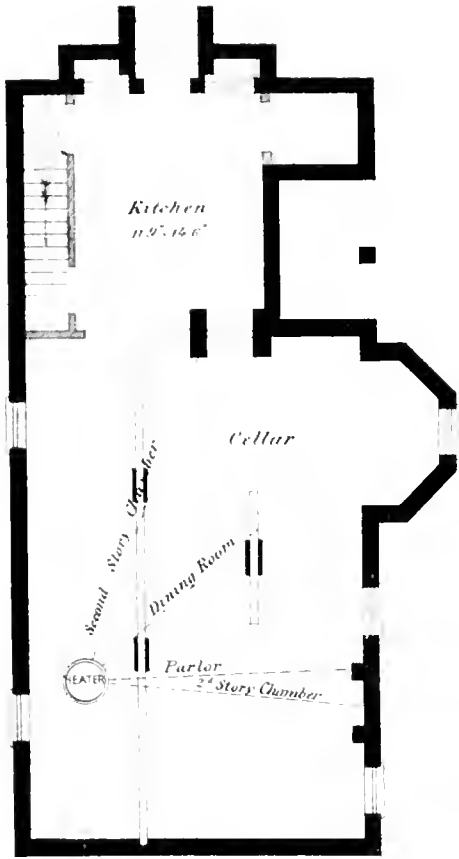
D. B. PROVOOST, Elizabeth, N. J.,	Plates I., II., III., VI.
T. THOMPSON, “ “ “	IV., XI., XII. & fig. 2 pl. XIII.
C. GRAHAM & SON, “ “ “	VII., VIII., IX., X., XV.
C. T. RATHBONE, Pittsfield, Mass.,	XVI. and fig. 1 pl. XIII.
LYMAN UNDERWOOD, Boston, “ “	V.
B. H. BROOKS, “ “ “	XVIII., XIX.



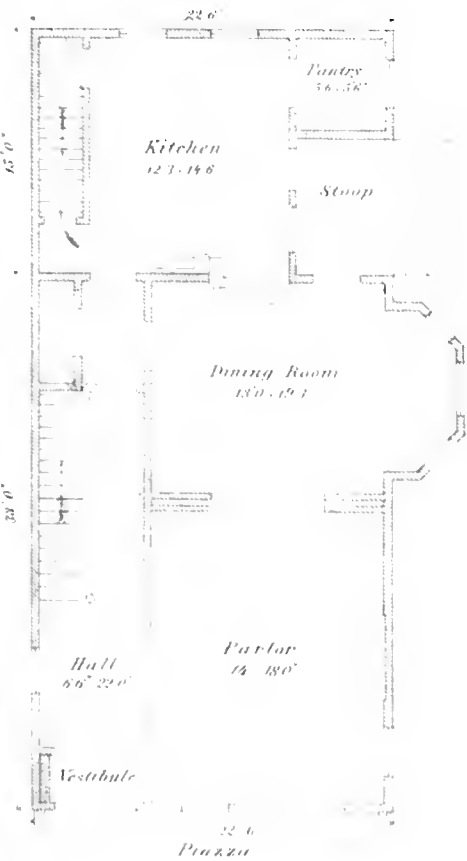
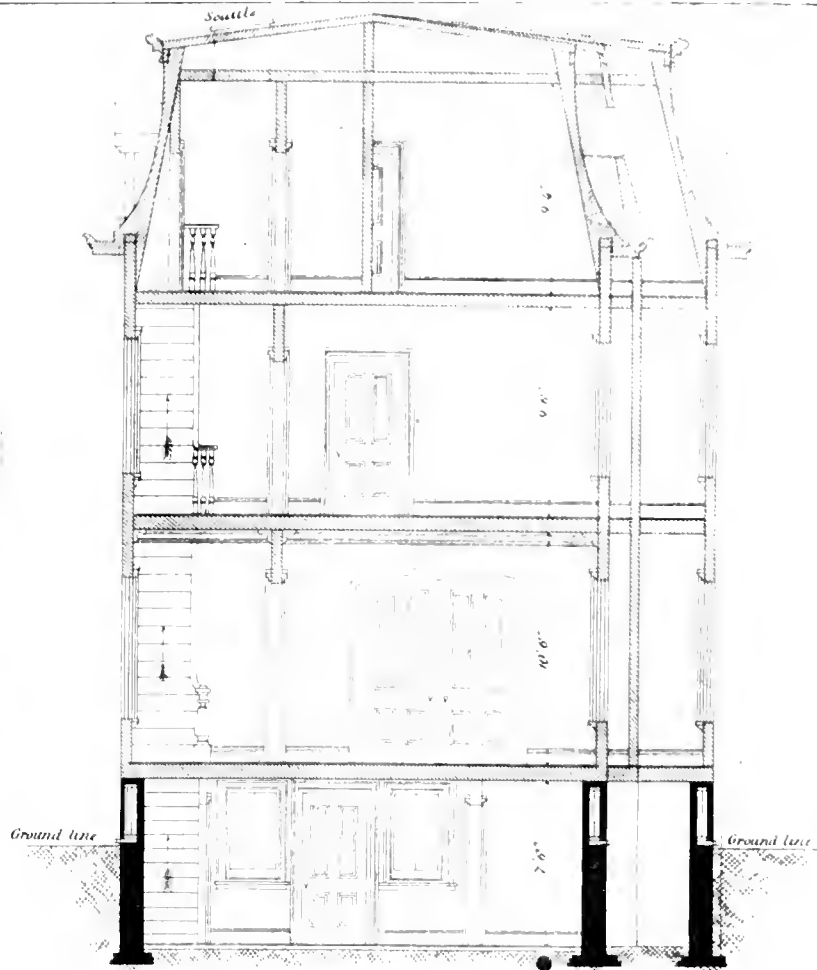
Side Elevation
Scale ¼ inch = one foot

Plate 1. Front elevation, scale ¼ in. = 1 foot. Plate 2. Side elevation. Plate 3. Section and Plans.
A, Deck Cornice of main house. B, Dormer Window. C, Cornice of main house. D and E, Cornice, column and pedestal of piazza on main front. F, Window sill. G, Small bracket to main cornice. Scale, half-inch to one foot. Cost, with modern improvements, \$5300.

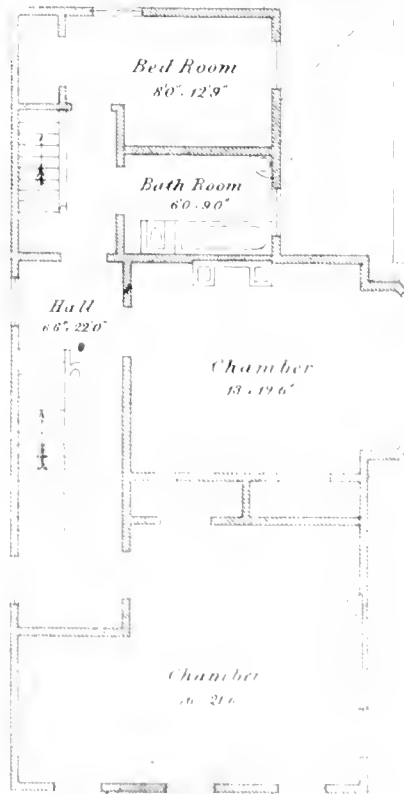




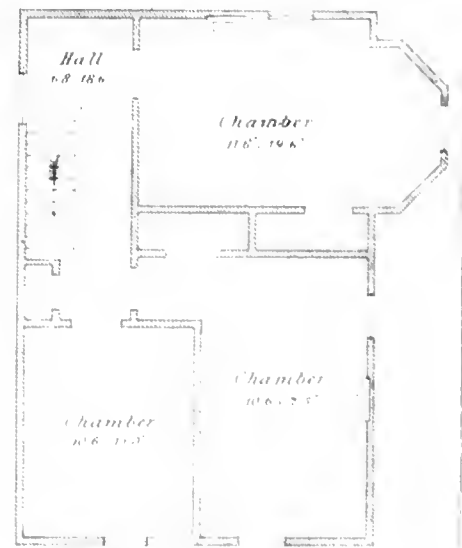
Cellar



First Story




Second Floor



Third Floor

Scale of Plans $\frac{3}{32}$ one Foot
 Section $\frac{1}{8}$



DESIGN No. 1.

SHOWN ON PLATES No. 1, 2 & 3.

CARPENTER'S SPECIFICATION

Of work and materials used and required to build, erect and complete a two-story house, with basement and French roof, on lot No. for in accordance with plans and the within written specifications drawn and made by D. B. Provoost, Architect, Elizabeth, N. J.

DIMENSIONS.

For dimensions examine the plans and figures marked thereon.

HEIGHTS OF STORIES.

First Story, - - - - -	10 ft. 6 in. clear of joist.	Third Story, - - - - -	9 ft. 4 in. clear
Second Story, - - - - -	9 " 6 " main house.	Cellar, - - - - -	7 " 6 " "
" " Story,	8 " 6 " kitchen ext.		

TIMBERS AND FRAMING.

Girders, 4x8 inches; Sills, 4x9 inches; Post Ties and Enterties, 1x6 inches; Plates, 4x5 inches; Hip and Valley Rafters, 2x8 and 2x7 inches; other Rafters, 2 x 6 inches, placed 2 feet from centers, first and second story floor-beams 2x9 inches. Third story floor beams 2x8 inches, all placed 16 inches from centers, having two rows of truss bridging to each span, of 1½x3 inch spruce, tightly cut in and thoroughly nailed with tennenny nails. Brace the building in the most thorough manner, with 3x4 joist, braced from sill to angle; outside studding around windows to be 3x4 joist; and filling in timbers 2x4 inches, side rafters for French roof 1½ inch thick spruce, placed 16 inches from centers; sills of piazza 3x6 inches, and filling in timbers 3x5, placed 5 feet from centers, with one length in center from sill to sill, plates 3x4 inch, rafters 3x4 inches, placed 2 feet from centers.

In the basement put down 5 inch faced chestnut post, placed 16 inches from centers, to lay the floor on, floor to be wide pine.

All the framing of the entire building to be done in the best manner, and all timbers to be free from shakes, splits, or dry rot, and the building to be raised straight, plumb, level and true; all timbers to be spruce except floor beams, such to be hemlock.

ROUGH BOARDING.

Cover the entire frame with cull pine mill worked boards, set at an angle of 45 degrees, and each length bracing to the opposite direction, and thoroughly nailed with tennenny nails.

TARRED PAPER.

Cover the entire frame and roof with a good quality tarred paper, stripped with masons' tath every 6 inches opposite the studding.

WINDOW FRAMES.

Build and set window frames as shown on the plans and elevation, with 2½ inch sills, except on rear, those 2 inches, with plank jamb, 1½ inch outside casings, moulded caps on front and sides, 1¼ inch sash on first story front, elsewhere 1½ inch sash, glazed with first quality French double thick sheet glass on first and

SPECIFICATIONS FOR DESIGN NUMBER ONE.

second story main house, elsewhere single thickness; hang the sash with good axle pulls and strong hemp cord, fastened with the most approved sash fastenings; the two front windows on first story to have false heads in the frames, all to have cast iron weights; cellar windows to have sash with three lights wide, $1\frac{1}{4}$ sash, hung with 3 inch butts, and fasten open with a hook and staple, fastened to the floor beams, sash to be hung from the top.

CORNICE.

Build the cornice as shown on the elevation, with all its details fully and faithfully carried out on strong panel brackets, brackets to be on the sides and rear the same as shown on the front, and extension cornice to be in keeping with the house, but not as heavy as on main house; form good and capacious gutters and make them so as to drain dry.

FRENCH ROOF.

Slate the sides of the roof with slate 5x12 inches, cornered as shown on elevation, nailed with galvanized nails; all hips and valleys to be flushed with tin in the best manner.

TIN.

Cover the deck roof, roof of extension, piazzas, dormer, window caps, scuttle, gutters, flushing, &c., in the best manner, with the best brand of lead plate charcoal brand tin, all well locked, nailed and soldered and the whole work warranted water-tight; run the water to the ground through $3\frac{1}{2}$ inch cross-tin leaders where shown and directed by owner.

PIAZZA.

Build and put up the piazzas as per plans and elevations, in the best manner, with all their details fully and faithfully carried out; lay the floors with narrow $1\frac{1}{4}$ inch pine flooring, laid in lead paint and neatly smoothed off and blind nailed, finished with a nosing and cone moulding. Build the steps of $1\frac{1}{4}$ inch pine, $\frac{3}{4}$ risers, $1\frac{1}{4}$ inch opened strings, and steps finished in usual manner; cut work underneath fascia to have a cut pattern and a base; build the columns of 5 inch solid pine, cornered to an octagon, with pedestals and cap, sheath underneath with narrow mill-worked pine boards beaded and blind nailed, finished in the angle with a cone moulding $1\frac{1}{4}$ x $1\frac{1}{4}$ inches.

SIDING.

Cover the entire sides and ends with clear narrow Michigan strips, laid not more than $4\frac{1}{2}$ inches to the weather, all properly nailed, having the nail heads set in and all heading joints to be neatly smoothed off.

FLOORING.

Lay the floors of the first story with narrow 1 inch pine flooring, free from splits, shakes, large or loose knots, all blind nailed and neatly smoothed off. Second story and basement to be laid with $1\frac{1}{4}$ inch wide pine flooring. Third floor to be laid with 1 inch pine flooring, all thoroughly nailed with ten-penny nails.

PARTITIONS.

Set all the partitions where shown on the plans, with the main partitions, set with 3x4 joists, other partitions set with 2x4 wall strips, all to have the studs double at the doors, and set on a 3x4 joist top and bottom, put in a long brace of 3x4 inch joist wherever possible, and elsewhere put one row of bridging of 2x4 inch wall strips. Set all partitions straight, plumb and true, and thoroughly nailed. Do all blocking for cleats, bases, &c.

STAIRS.

Build the principal flight of stairs as shown on plans, from main to third story hall, of No. 1 pine, with $1\frac{1}{4}$ inch strings and treads, and 1 inch risers, the steps front and back tongued, return and mould the nosing of steps, and mould the string in a tasty manner; finish the wall string to correspond with the base in the hall, supported on two 3x6 inch timbers, bracketed to each tread, 8 inch fancy turned octagon newel, $4\frac{1}{2}$ x3 inch moulded hand-rail, and $1\frac{1}{4}$ inch fancy pattern balusters, newel, rail and balusters to be of seasoned black walnut, oiled two coats and made smooth at the final completion.

BACK STAIRS.

As shown on the plans, and built in the usual manner, neatly finished, having a newel, rail and balusters, of black walnut, such to be at the landing only. Stairs leading to basement to be a closed boxed string, $1\frac{1}{4}$ inch string and steps with $\frac{3}{4}$ risers.

SPECIFICATIONS FOR DESIGN NUMBER ONE.

TRIMMINGS.

On the first story put plank jambs, open-faced architraves, 6 inches wide, returned $\frac{1}{2}$ bead, one member of moulding $1\frac{1}{4} \times 2\frac{1}{2}$ inches, $1\frac{1}{4}$ back band, wall member $\frac{1}{2} \times 1\frac{1}{2}$ inches, base 6 inches, one member of moulding (*besides the wall member*) $1\frac{3}{4} \times 2\frac{3}{4}$ inches, base scribed down to the floor; in hall, parlor and dining room put down base blocks and panel backs, backs to have raised mouldings. Second floor, put plank jambs, 5 inch plain casings with returned $\frac{1}{2}$ bead, one member of moulding $1\frac{1}{4} \times 2\frac{1}{2}$ inches, back band $1\frac{1}{4}$ inches, scribed to the wall, or a small wall member, 6 inch base, scribed to the floor, and one member of moulding $1\frac{1}{4} \times 2\frac{1}{2}$ inches, such to be in the main house only; on the third floor, second story of extension, and in the basement, put down plank jambs, 5 inch plain casing and plain bead, with a $2\frac{1}{2}$ inch back-band moulding, 5 inch base, $\frac{7}{8}$ thick, and $1\frac{3}{4}$ inch moulding.

DOORS.

Hang all doors as follows: All passage doors hung with 4x4 wire jointed butts, closet doors hung with narrow 4 inch butts. All passage doors on first and second stories to have 5 inch mortise locks and porcelain furniture; on closets put reverse level 5 inch rim locks, same furniture; run the sliding doors between parlor and dining-room with 5 inch shives, run on a brass way let in the floor. Sliding doors to have ground glass in place of wood in the upper panels, 4 lights to each door. Vestibule and front doors to have English plate glass $\frac{1}{4}$ inch, doors made as per elevation, hung with 4x4 butts, acorn tips; fasten with flush bolts, 6 inch mortise locks and night latch attachment, and each lock to have two keys. In third story, kitchen extension and basement, put $4\frac{1}{2}$ inch rim locks, mineral furniture, except outside doors from basement, such to have 6 inch rim lock, and two sliding bolts, door to be 2 inches thick, hung with 4x4 butts, all doors to be No. 1 pine in four panels. Front vestibule and sliding doors to be 2 inches thick; all other passage doors to be $1\frac{1}{2}$ inches thick, and closet doors to be $1\frac{1}{4}$ inches thick.

BLINDS.

The octagon to have inside blinds made of pine, center sash made in four folds, and side sash three folds, hung with narrow butts and brass flaps, flaps to be from the inside, fastened with the most approved blind fastenings, and small porcelain knobs. Dormer windows to have inside blinds, made and finished as above, all other windows to have outside rolling blind shutters, hung and fastened in the most approved manner, painted three coats of pure lead color, to be chosen by the owner or agent.

BELLS.

Put up with copper wire in zinc tubes in a thorough workmanlike manner the gong and bells, the pulls to correspond in style and finish of their respective localities, one pull from front door to kitchen, one from dining-room, and one from the two front chambers on second story to kitchen, and one from chamber over dining room to servants' room.

BATH ROOM.

Fit up the Bath Room with walnut casing around bath-tub, water-closet and wash-basin, water-closet made plain, with a beaded case and cleated cover, hung with brass butts and screws, wash-stand to be made square, having panel sides, and small panel door in front, hung with brass butts and screws, and fastened with a small brass cupboard catch, bath-tub to have a paneled front, with small flush mouldings, same in panels of wash-stand, sheath the wall behind the bath-tub to the height of 3 feet from the top of tub, finished with a nosing cap and cove moulding.

CLOSETS.

All Closets to be shelved all around on three sides with $\frac{1}{2}$ inch beaded pine shelving, put up on rabbitted cleats, in the best manner, and all shelves to be left loose; all closets to have at an average of five shelves high, and an average of from 19 to 24 inches wide, all neatly smoothed off.

STATIONARY WASH TUBS.

Build and put up in the basement a set of three, Stationary Wash Tubs, made in the usual manner, sides, bottoms and ends to be $1\frac{1}{2}$ inches thick, of No. 1 pine, caps and lids $1\frac{1}{4}$ inches thick; clamp the lids and hang with narrow 3 inch butts, closed underneath with a $\frac{1}{2}$ pine board, the front left loose, clamped and fastened with two small iron buttons.

SPECIFICATIONS FOR DESIGN NUMBER ONE.

HEATER PIPES.

Heater Pipes of first quality cross tin, 8x8 inches, leading to first and second stories.

MISCELLANEOUS.

Put a Scuttle in the roof of main house, accessible from the hall, 2 ft. 6 by 3 feet, fasten down with 4 small hooks and staples ; build and provide a neat step-ladder made of $\frac{3}{4}$ pine leading to roof.

Build a large Coal Bin in the cellar.

Put down black walnut saddles to all doors, with moulded edges.

Put down mitred borders to all hearth-stones.

Do all the work set forth on the drawings to their true extent and meanings, in case of any omission in this specification ; and all of the work to be done in a good and workmanlike manner ; all materials used not specified, to be good merchantable pine, and all materials mentioned, to be of the best of their several kinds.

PLUMBER'S SPECIFICATION.

Put in the bath-room a 12 oz. planished copper bath-tub 6 feet long, for both hot and cold water, having all the supply pipes, $\frac{3}{8}$ inch, 2 $\frac{1}{2}$ lbs. per foot, waste pipes, over-flows, &c., all complete.

WATER-CLOSET.

Put up one of Carr's Patent Monitor Closets, properly piped, having trap and screw connect lead waste-pipe to a 4 inch cast iron soil pipe ; soil pipe to be calked with lead and made water tight.

SINK.

Put up a cast-iron sink in the kitchen 18x36x6 inches, on cast-iron legs, supplied with both hot and cold water through $\frac{3}{4}$ lead pipe, having over-flow, waste pipe, with trap and screw, &c., finished complete.

BOILER IN THE KITCHEN.

Put up a 40 gallon copper boiler, Brooklyn pressure, with all its connections properly made.

STATIONARY WASH TUBS.

To be supplied with hot and cold water through $\frac{3}{4}$ inch lead pipes, having over-flows, waste pipes, &c., all complete.

GAS.

Pipe the house for gas as follows: In the hall, parlor, dining-room, kitchen, and rooms over parlor and dining-room for drop-lights ; elsewhere in all rooms and halls put side-lights as, and where directed by owner, architect or agent.

RANGE.

Put in the kitchen a range to cost not less than seventy-five dollars, to be chosen by the owner.

MARBLE MANTLES.

Set in the parlor, dining-room and the rooms over the same, the cost of the four not to exceed three hundred dollars ; to be chosen by the owner.

Put up in the kitchen over the range a wooden mantle of a neat pattern.

PAINTER'S SPECIFICATION.

DIMENSIONS.

Examine the plans and figures marked thereon.

Paint the entire outside with three coats of Harrison Bros. & Co.'s "Town and Country" paints; color to be chosen by the owner; paint the tin work and chimneys with three coats of lead paint same as wood work.

GRAINING.

Grain the front and vestibule doors, and all doors and wood work on first story—all to be grained black walnut on two coats of lead paint; grain the kitchen in oak, on two coats of lead paint; grain the shutters to the octagon and dormer windows black walnut, as above mentioned; the newels, hand-rails and balusters are of black walnut, which are to be oiled and made smooth. All other inside wood-work to be painted three coats, as above mentioned. All to be done in a good workmanlike manner, and as soon as other work will permit.

MASON'S SPECIFICATION.

DIMENSIONS.

Examine the plans and figures marked thereon.

EXCAVATION AND FOUNDATION.

Excavate the building to the depth and form marked on the plans. Starting the foundation 6 inches below the cellar floor on a good base course made with brick, and run the walls up to the ground line 12 inches thick, and from there up 8 inches thick; build the piers as shown on plans 12x24 inches, the piers for the chimneys properly bound together, using no bats except for closers, laid with close joints, and with good lime and sand mortar. All to be good North River brick and stone lime.

LATH, PLASTERING, &c.

Lath, scratch coat, brown, and hard-finish the entire building.

CHIMNEYS.

Build the chimneys as per plans, and properly core the same, putting in heater pipes, as and where shown in heater specification, the chimneys to be built of pale North River brick, turn arches over fire places and under hearth-stones.

CORNICES.

Put up in parlor and dining-room a neat, plain cornice 7 inches on the wall and $9\frac{1}{2}$ on the ceiling; in hall and rooms on second-story over parlor and dining-room, run a cornice 6 inches on the wall, and 8 on the ceiling.

CENTERPIECES.

Put up centerpiece in parlor, dining-room, hall, and the two rooms above; the whole not to cost less than thirty-six dollars.

FINALLY

Concrete the cellar floor; cement the foundation from the outside, and lay off in blocks. Put 3 inch flag-stone sills to all cellar windows.

Build areas around windows in rear, the steps leading to the basement to have 3 inch flag stone steps and brick risers. Build piers for the piazza columns 12 inches square, set 2 feet below the ground.

All the work to be done in a good workmanlike manner.

APPROVED FORM OF CONTRACT.



Articles of Agreement, made the
day of _____ One Thousand Eight Hundred and
Between

Seventy
of the First Part, and

of the Second Part

The part _____ of the second part, in consideration of the covenants and agreements hereinafter contained to be kept and performed by the part _____ of the first part, and of One Dollar, the receipt whereof the part _____ of the second part hereby acknowledge, do _____ covenant, promise and agree, to and with the part _____ of the first part, that _____ the part _____ of the second part, will erect, build and complete or cause to be erected, built and completed, on the land of the part _____ of the first part

good and substantial building to wit:

of the dimensions, description and materials, mentioned and specified in the written paper entitled "Specification of the _____ work and materials," signed by said parties, and bearing even date herewith, and according to a plan made by

with reference to which said specification is drawn; and will provide at _____ own expense all the materials necessary for the erecting and completing said building according to said plan and specification; and will deliver said building to the part _____ of the first part completely finished, and ready for the occupation of tenants, on the

_____ unless such delivery be prevented by accidental fire or by circumstances over which the said part _____ of the second has or could have no control.

The part _____ of the first part, in consideration of the covenants and agreements aforesaid to be kept and performed by the part _____ of the second part, do _____ covenant, promise and agree, to and with the part _____ of the second part, the said part _____ of the second part performing the covenants and agreements on _____ part, _____ the part _____ of the first part will pay or cause to be paid, unto the part _____ of the second part, for erecting and completing said building in manner aforesaid, and providing the materials therefor, the sum of _____ Dollars, lawful money of the United States of America, to be paid in the following manner:

Provided That in each of the said cases a certificate shall be obtained, signed by the said Architect or Superintendent.

And it is hereby mutually Covenanted and Agreed, between the said parties, that the part of the first part may make, or require to be made, alterations in the plan of construction from that herein and in said specification and plan expressed, without annulling or invalidating this agreement; and that, in case of any such alterations, the increase or diminution of expense occasioned thereby shall be estimated according to the price fixed by these presents for the whole work and materials, and allowance shall be made on one side or the other, as the case may be. **And** that if there shall be any delay on the part of the part of the second part, in erecting or completing said building that in the opinion of the superintendent will prevent being completed on the day herein specified, then the part of the first part may, after three days' notice, in writing, being given, at option, either employ persons other than the part of the second part to do the whole or any part of said work, and furnish the whole or any part of said materials, and deduct the cost of the same from the sum hereinbefore agreed to be paid by the part of the first part, or leave the completion of said building unto the part of the second part, and enforce claim for damages should said building be not completed on the day herein specified. **And** it is further agreed, that if the said building shall not be finished and completed in manner aforesaid, by the said

the said part of the second part shall forfeit the sum of


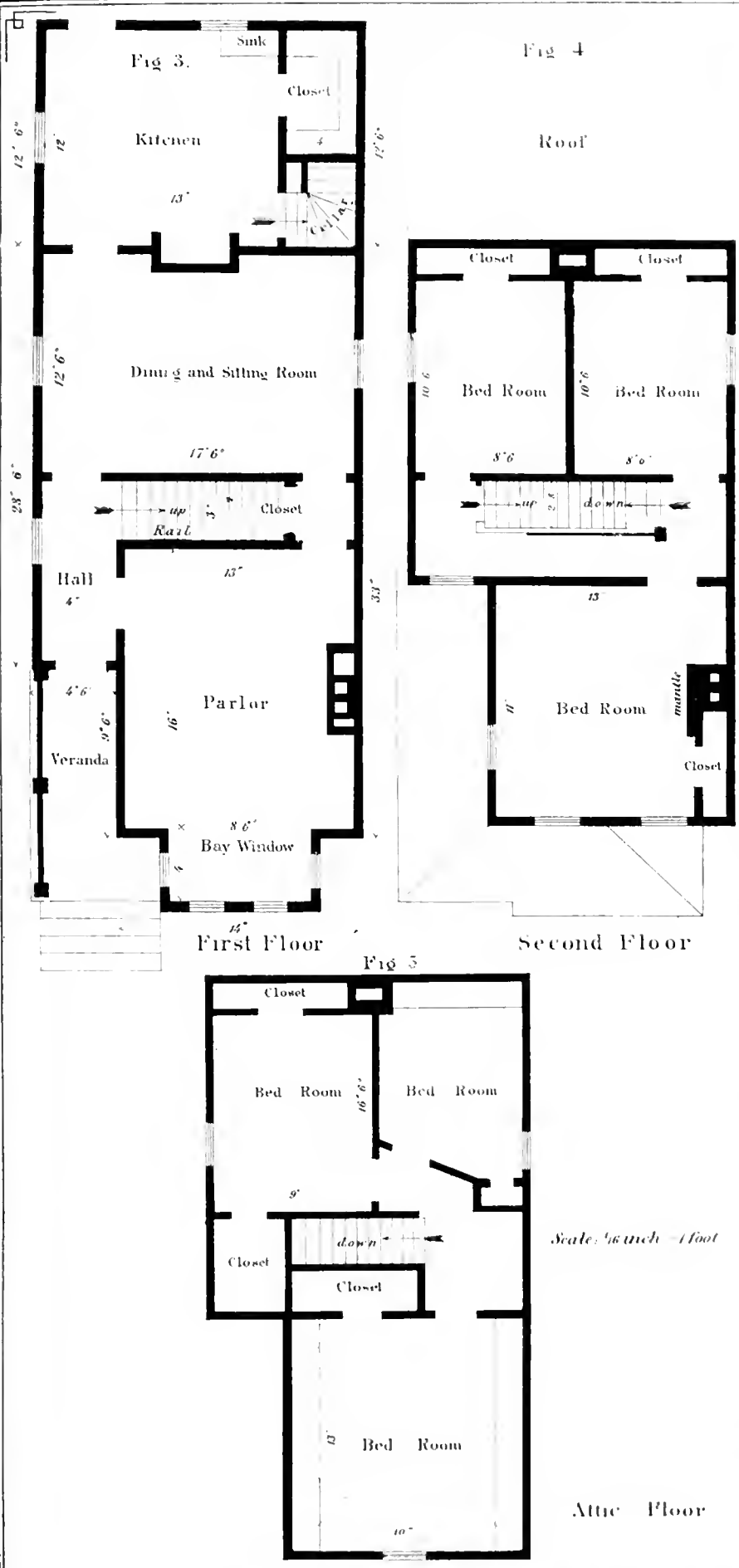
Dollars,

for each and every day from and after that time during which the said building shall remain unfinished and not completed as aforesaid, to be deducted from the sum herein before agreed to be paid by the part of the first part. **And that** in case of any disagreement between said parties, relating to the performance of any covenant or agreement

herein contained, such disagreement shall be referred to three disinterested persons, (one to be chosen on each side, and they two to choose another,) the decision in writing, signed by any two of whom, shall be final. **And** for the true performance of the said covenants and agreements on their part respectively, the said parties bind themselves, to part of the first part to the part of the second part, and the part of the second part to the part of the first part, their heirs, executors and assigns, firmly by these presents, in the penal sum of Dollars.

In Witness Whereof, the said parties have hereunto set their hands and seals, the day and year first above written.

*Sealed and Delivered
in the presence of*

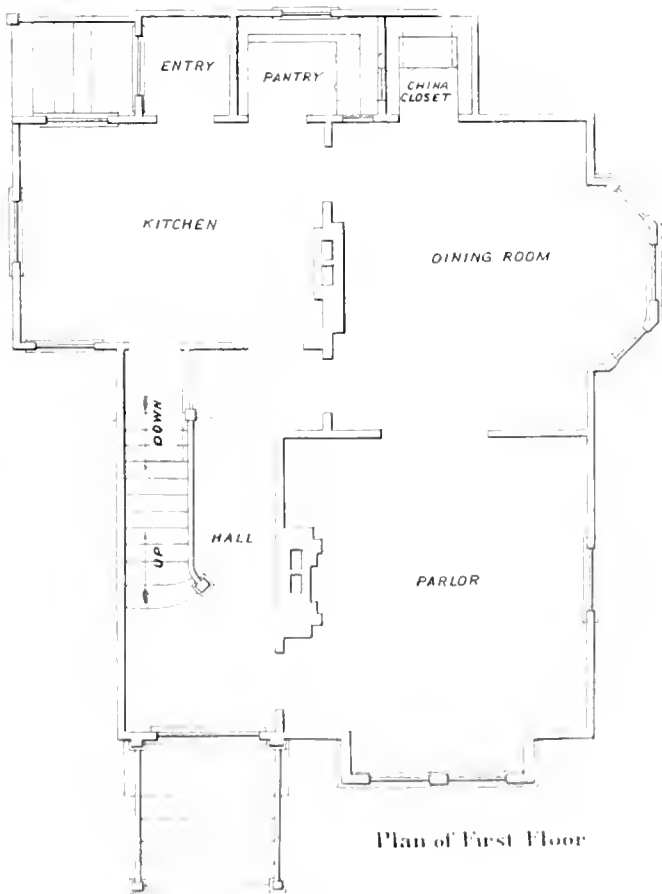


Scale: 1/4 inch = 1 foot

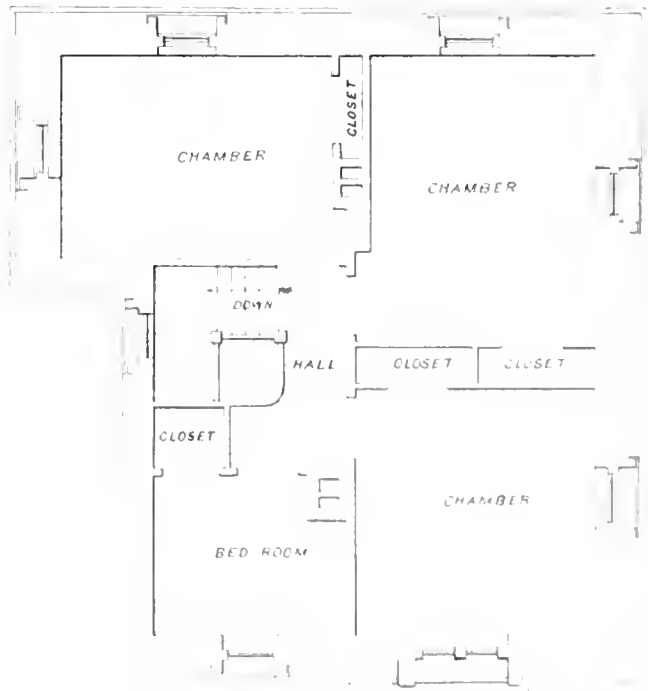
Fig. 1. Erected with a balloon-frame well braced, studding outside covered with thick cane fibre paper, clap-boarded, main roof shingled, rear wing metal roof, plain trimmings inside, hard wall first and second floors, one coat white-wash wall in attic, neat cornice in parlor and dining-room, with marble mantels first floor. Cost, \$2500.
 Fig. 2. Finished same as Fig. 1. The bay windows were intended for the dining-room, but were not used in the execution of the designs, therefore are not shown on the plans. Cost, \$3200.



Front Elevation




Plan of First Floor



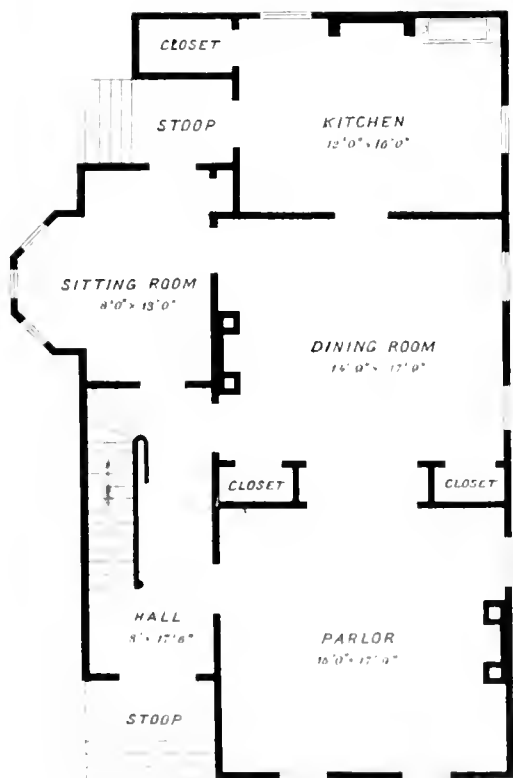
Plan of Second Floor

Scale 1/8" = 1'-0"
Cost \$ 3500






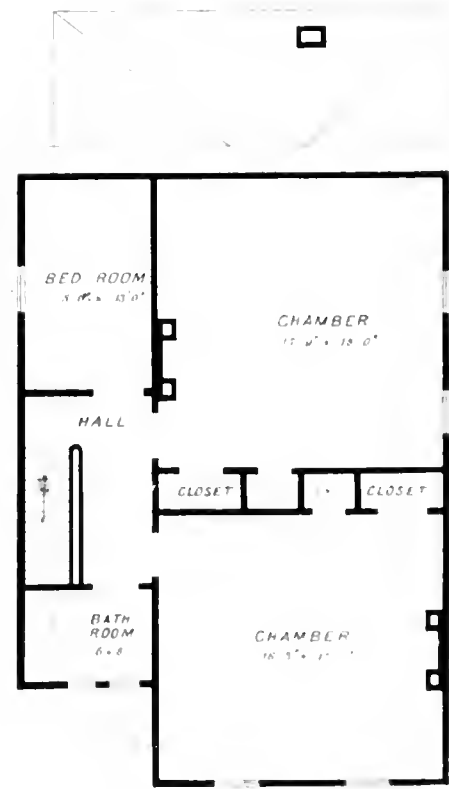
Front Elevation



A



D



B

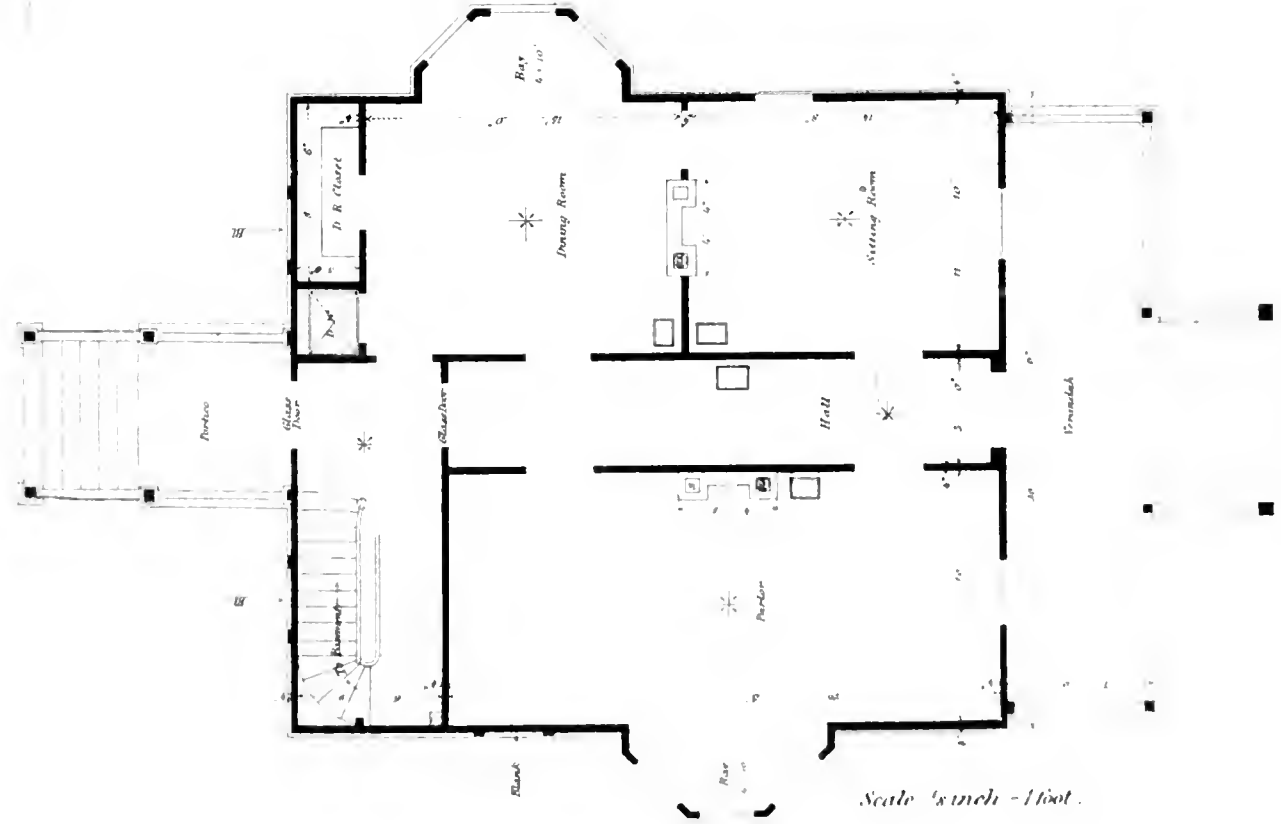
Elevation drawn to scale of $\frac{1}{4}$ inch to one foot. A, First story. B, Second story. Scale, 3/32 — one foot. C, Window cap. D, Corner board. E, Dormer window. F, Cresting on main roof and tower. G, Dormer on tower. H, Cornice and bracket on main cornice. Details to scale of $\frac{1}{2}$ inch to one foot. Cost, with improvements, \$4200.





Section of Heights.


Front Elevation.



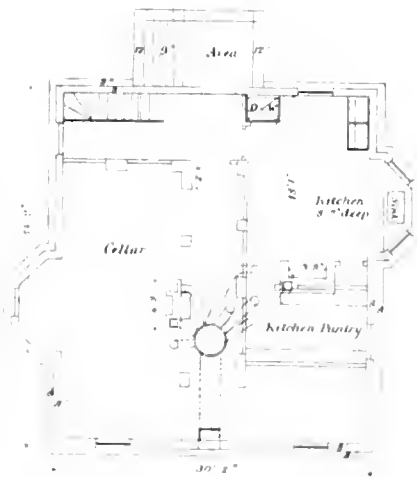
First Floor

Scale 1/4 inch = 1 foot.





Side Elevation.
Scale 1/8 inch = 1 foot.



Cellar Plan




Attic
Scale 1/8 inch = 1 foot



Second Floor

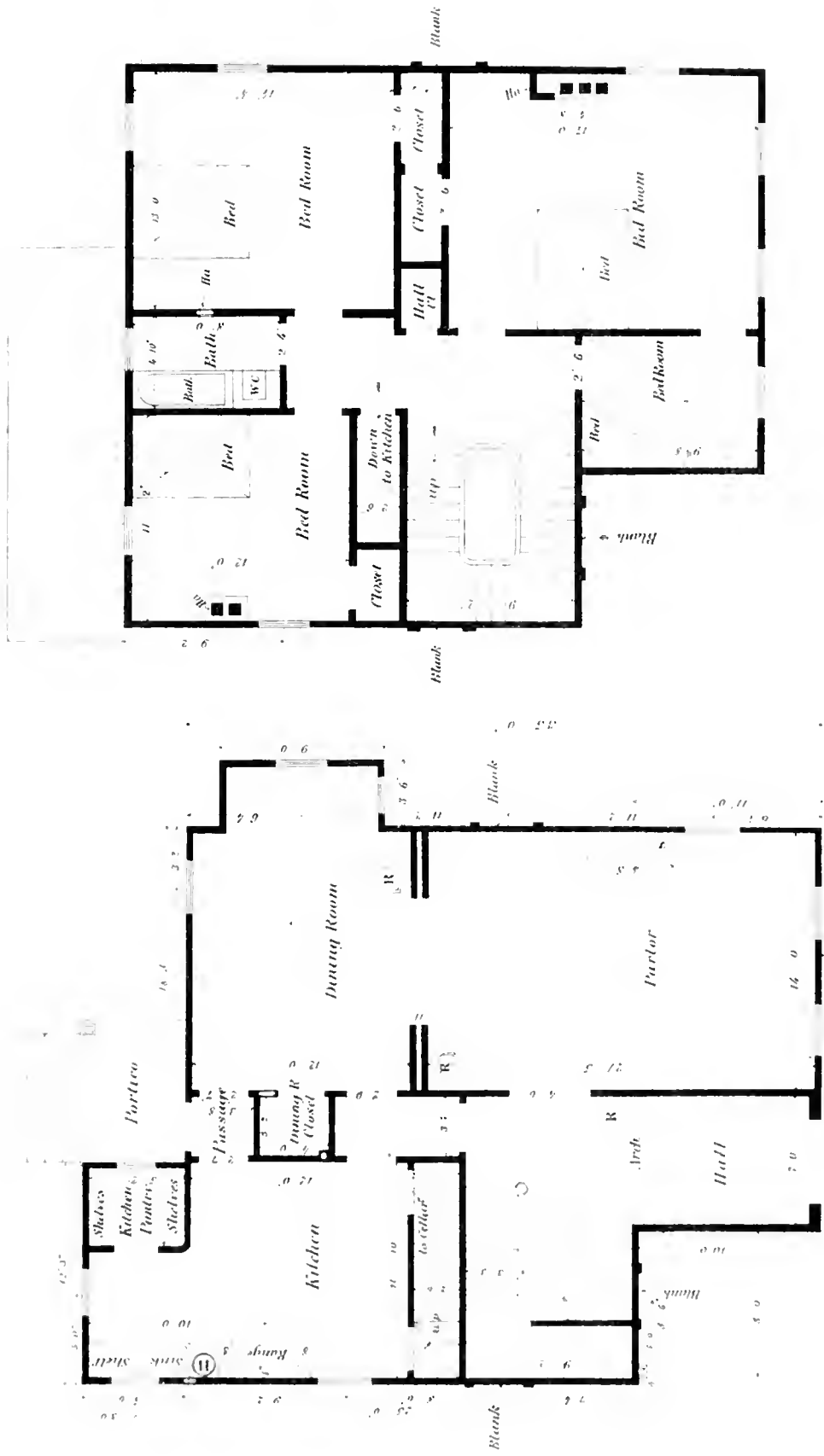
Plates 7 and 8, Front and Side Elevations and Plans of a square French roof dwelling, giving a very liberal arrangement at a cost from \$5500 to \$7000, owing to locality and style of finish.





Front Elevation
Scale 1 inch = 4 feet





Second Floor.

Scale, 1/4 inch = 1 foot.

First Floor.

Plates 9 and 10 show the Front Elevation and Plans of a compactly arranged and very effective interior, as well as a beautiful and attractive exterior, suited to moderate cost; viz.: from \$5000 to \$7000, owing to locality.




Scale: 1/2 inch to 1 foot

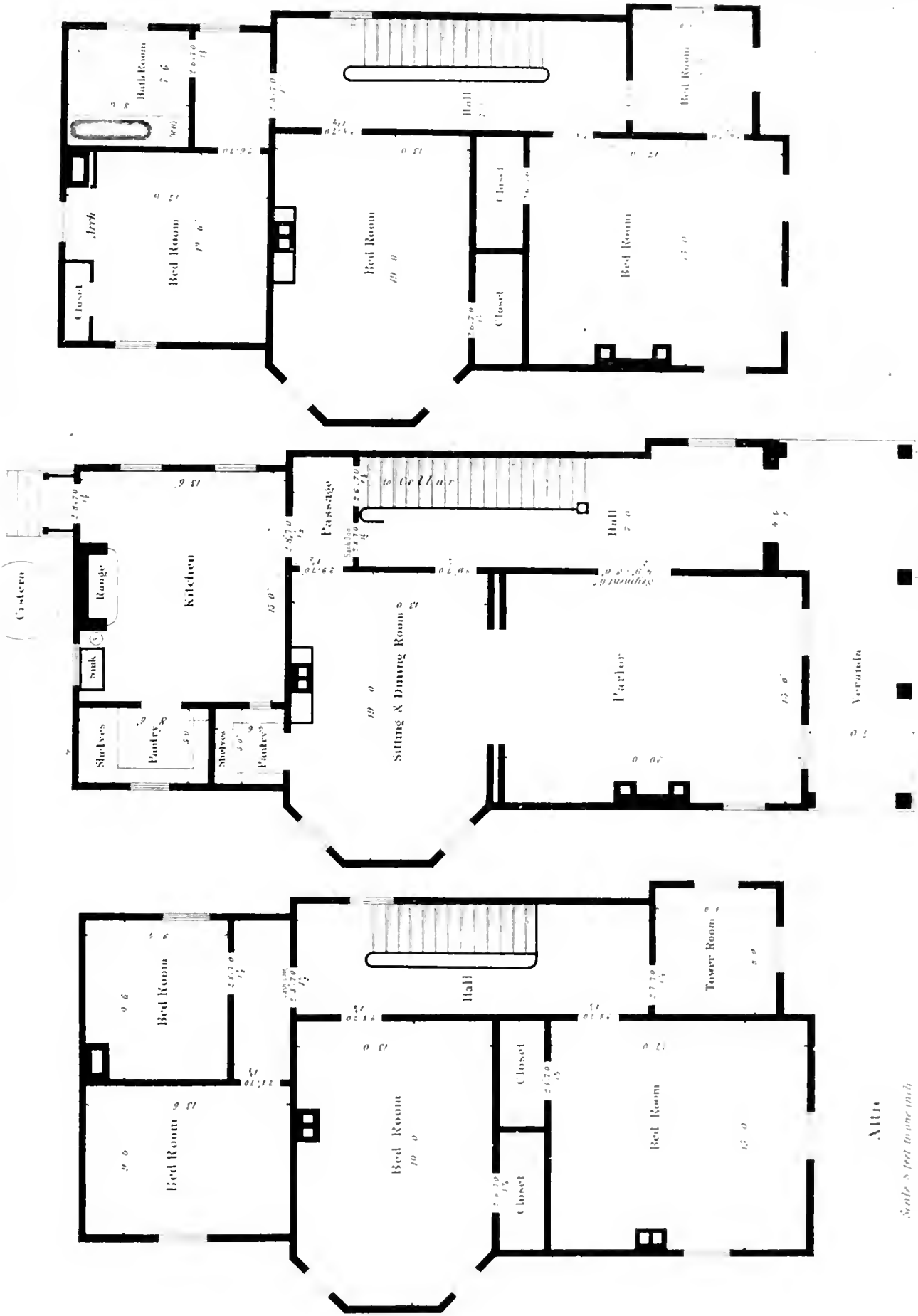
20'

5' 2"

9' 3"


10'

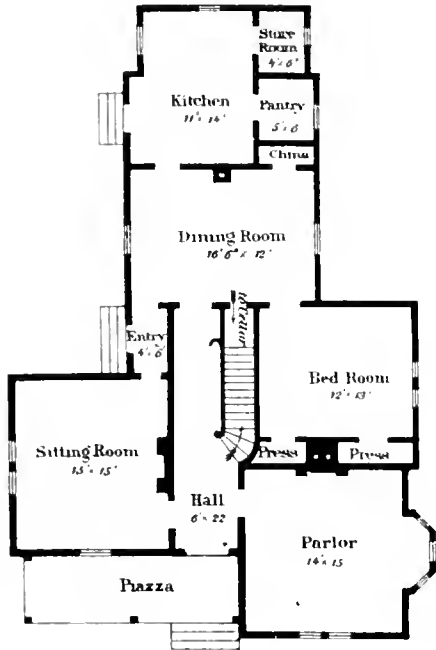




Attic
Scale 8 feet to one inch

Plates 11 and 12. Elevation and Plans of a two-story dwelling, with French roof and tower, erected with a balloon-frame, the studding one length up to plate, sheathed outside with mill-worked boards, and painted two coats outside and inside; marble mantels, both stories; 8-inch foundation walls; hard wall on two coats of brown wall, first and second stories; one coat brown wall and hard wall on attic; parlor, hall and dining room corniced and neat centres first story. Complete cost, \$5000. to \$6000.



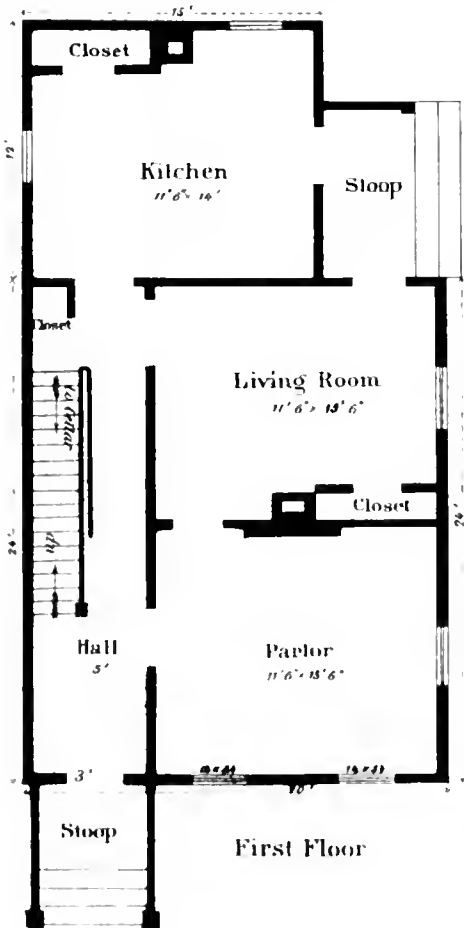


First Floor Plan
Scale 16 feet to one inch.




Front Elevation
Scale 8 feet to one inch

Cost all complete with
Water, Gas and Furnace \$ 5000.

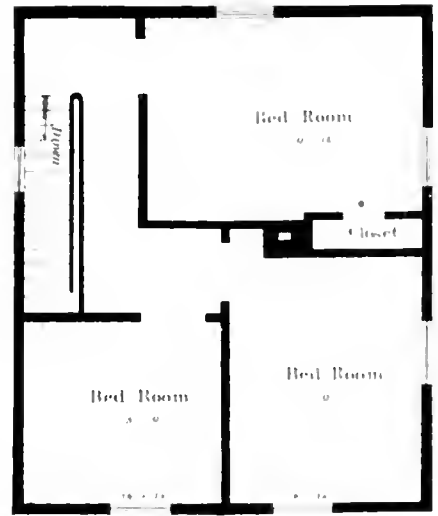


First Floor


Fig. 2.



Front
Scale 8 feet to one inch
Cost \$1500



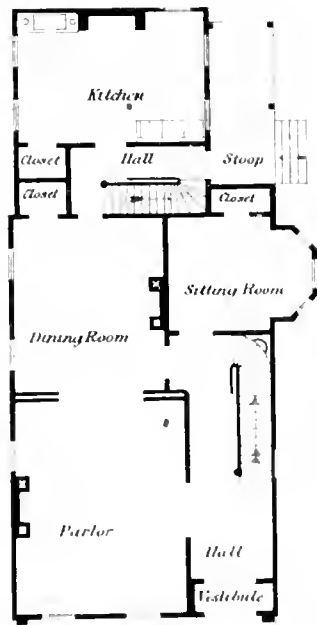
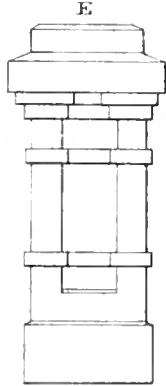
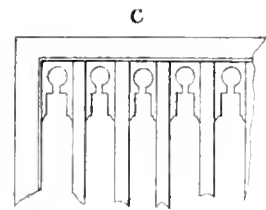
Second Floor



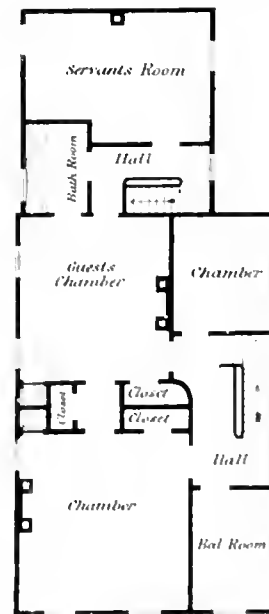


Front Elevation

Line of Cellar Floor





First Floor



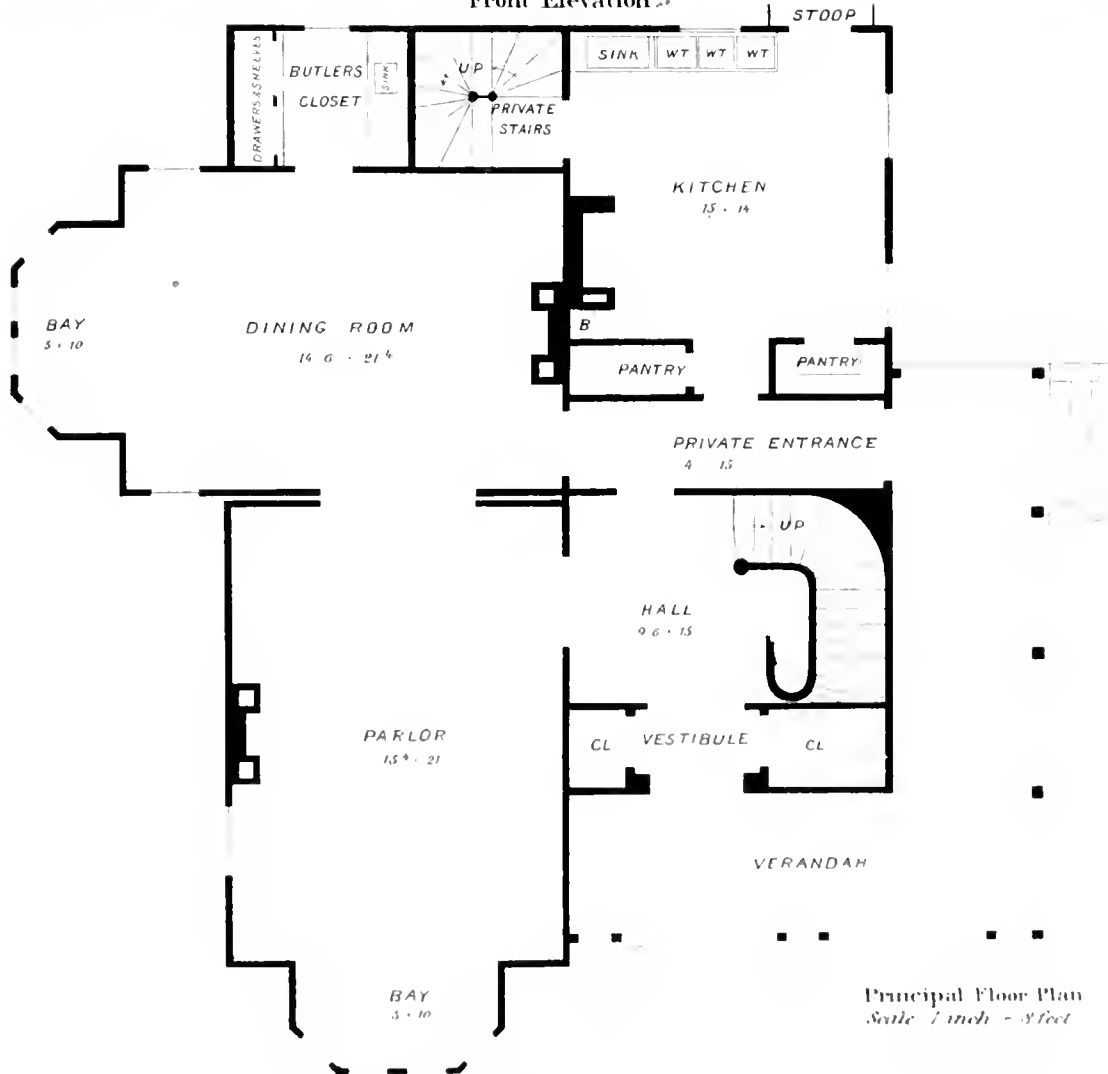
Second Floor

Elevation drawn to scale of 8 feet to one inch. Plans 16 feet to one inch. A, Bracket to main cornice. B, Small bracket to main cornice. C, Work under piazza. D, Piazza column. E, Chimney of main house. Details to scale of 2 feet to one inch. Cost in vicinity of New York, \$5500 to \$6500.





Front Elevation



This plate represents the Front Elevation and Plan of an irregular house, liberally arranged, containing all modern improvements. Cost, \$8000 to \$9000, owing to locality; without improvements, \$7000 to \$8000.






Fig. 1

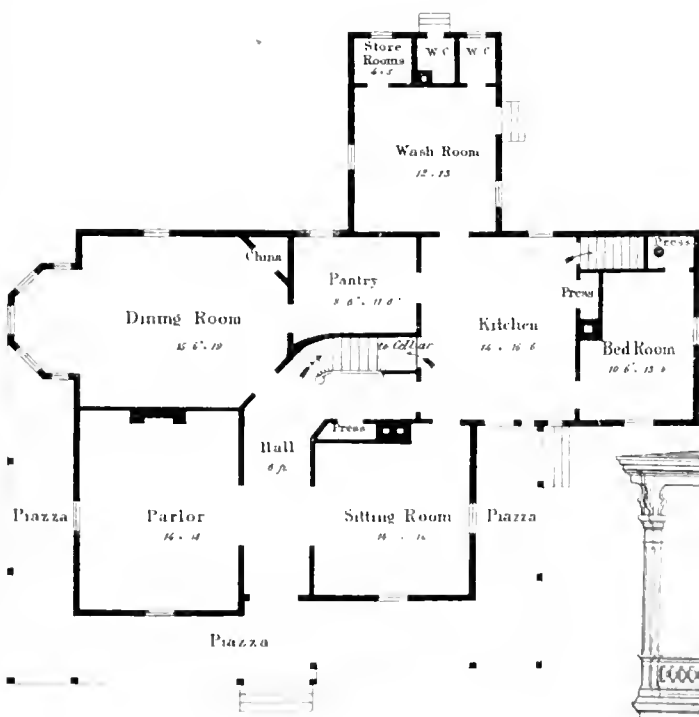



Fig. 2.

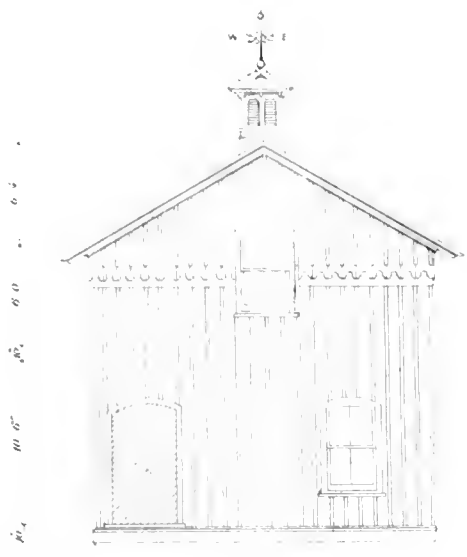


Fig. 3


1 inch to 8 feet

Fig. 1. Front Elevation of House; cost, all complete, with gas, water, and furnace, \$6500. Scale 1 inch to 8 feet. Fig. 2. First-floor plan of Fig. 1; scale, one inch to 16 feet. Fig. 3. Front elevation of one story house, with French roof and tower; scale 1 inch to 8 feet.






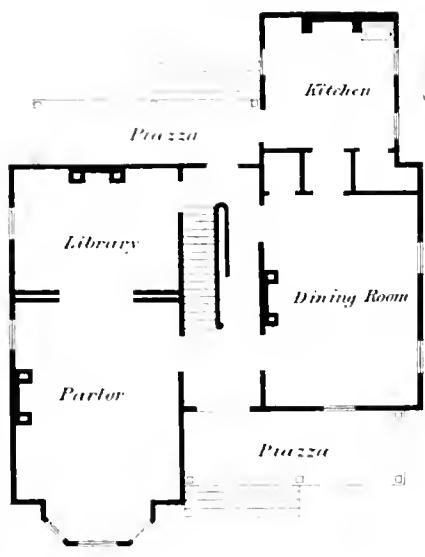
Front Elevation
Fig. 1.
Scale $\frac{1}{32}$
Cost \$ 500.



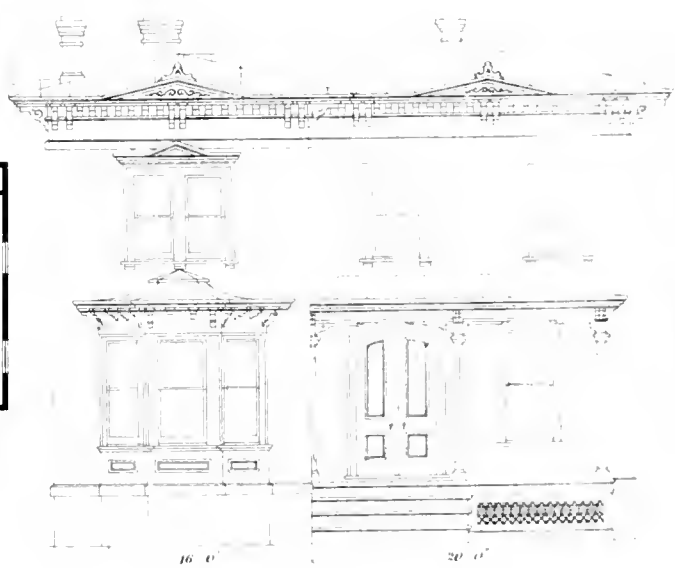
First Floor
Fig. 2.
Scale $\frac{1}{32}$



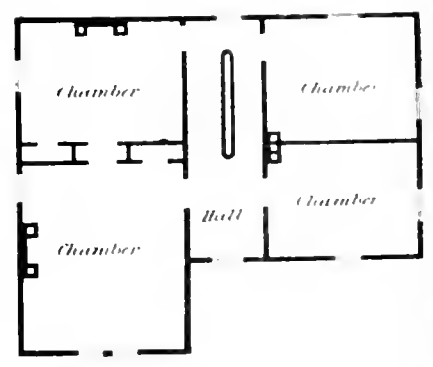
Side Elevation
Fig. 3.
Scale $\frac{1}{32}$



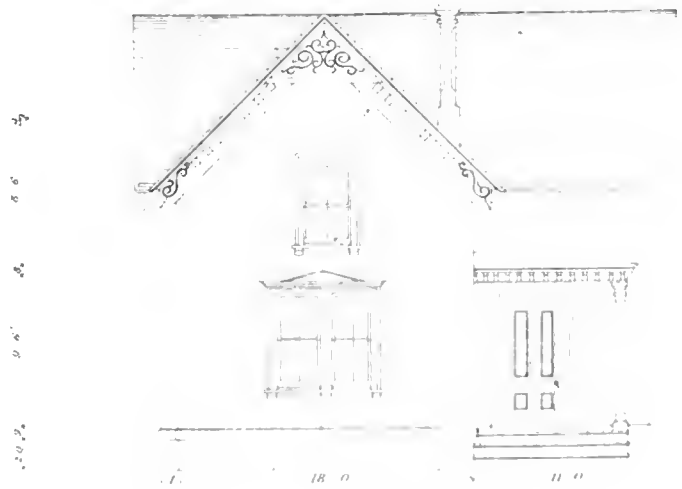
First Floor
Fig. 4.
Scale $\frac{1}{16}$



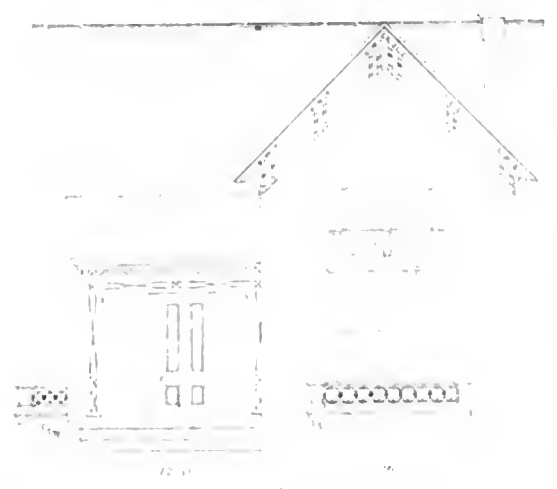
Front Elevation
Fig. 5.
Scale $\frac{1}{32}$
Cost \$ 4000




Second Floor
Fig. 6.
Scale $\frac{1}{16}$



Front Elevation
Fig. 7.
Scale $\frac{1}{32}$
Cost \$ 1500



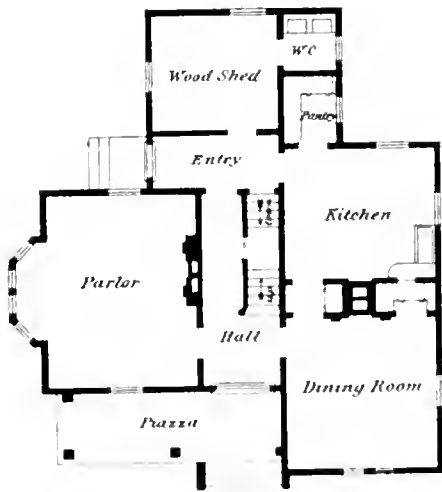
Front Elevation
Fig. 8.
Scale $\frac{1}{32}$
Cost \$ 1000



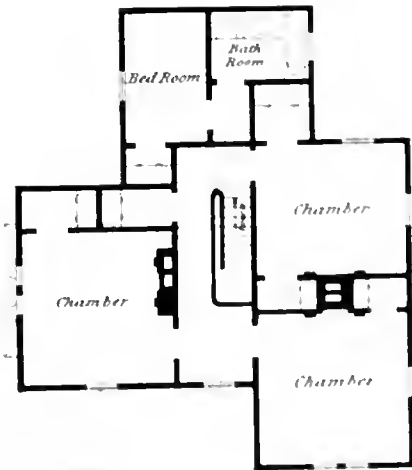


Front Elevation

Scale 8 ft. to 1 inch.



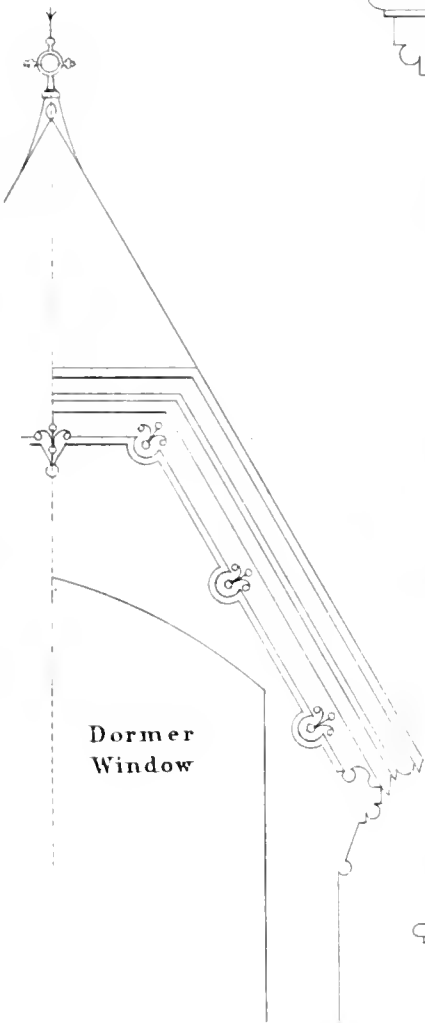
Plan of First Floor



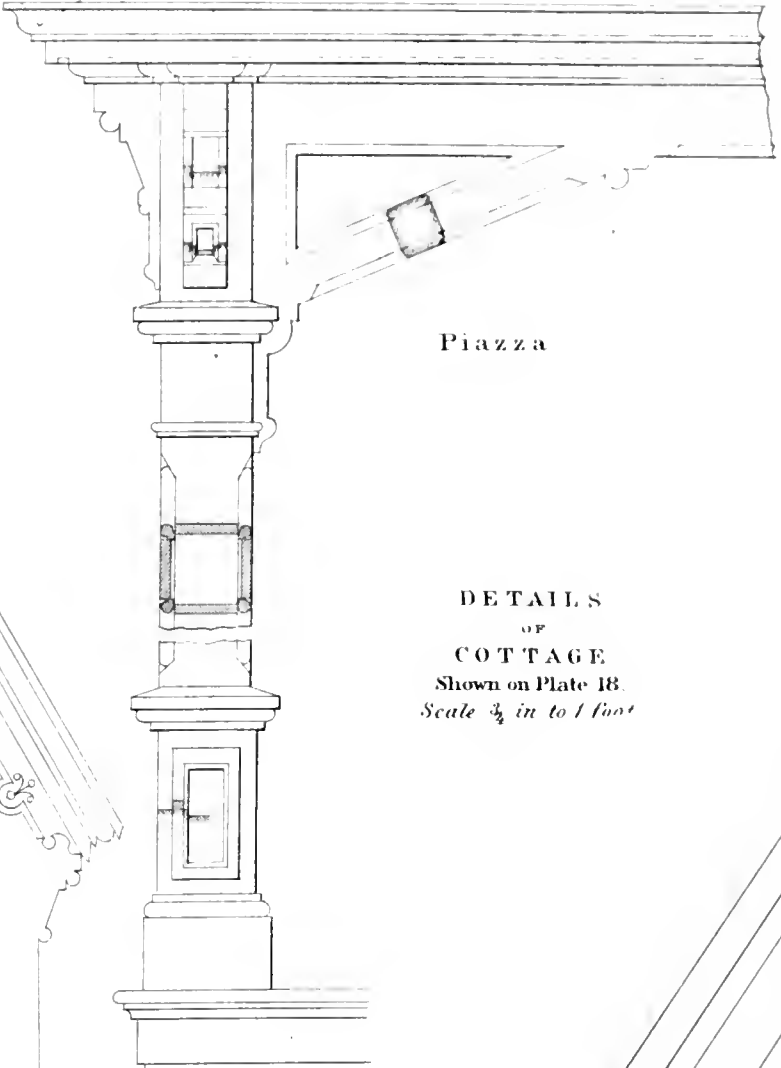
Plan of Second Floor

Scale 16 ft. to 1 inch
Cost \$ 3300



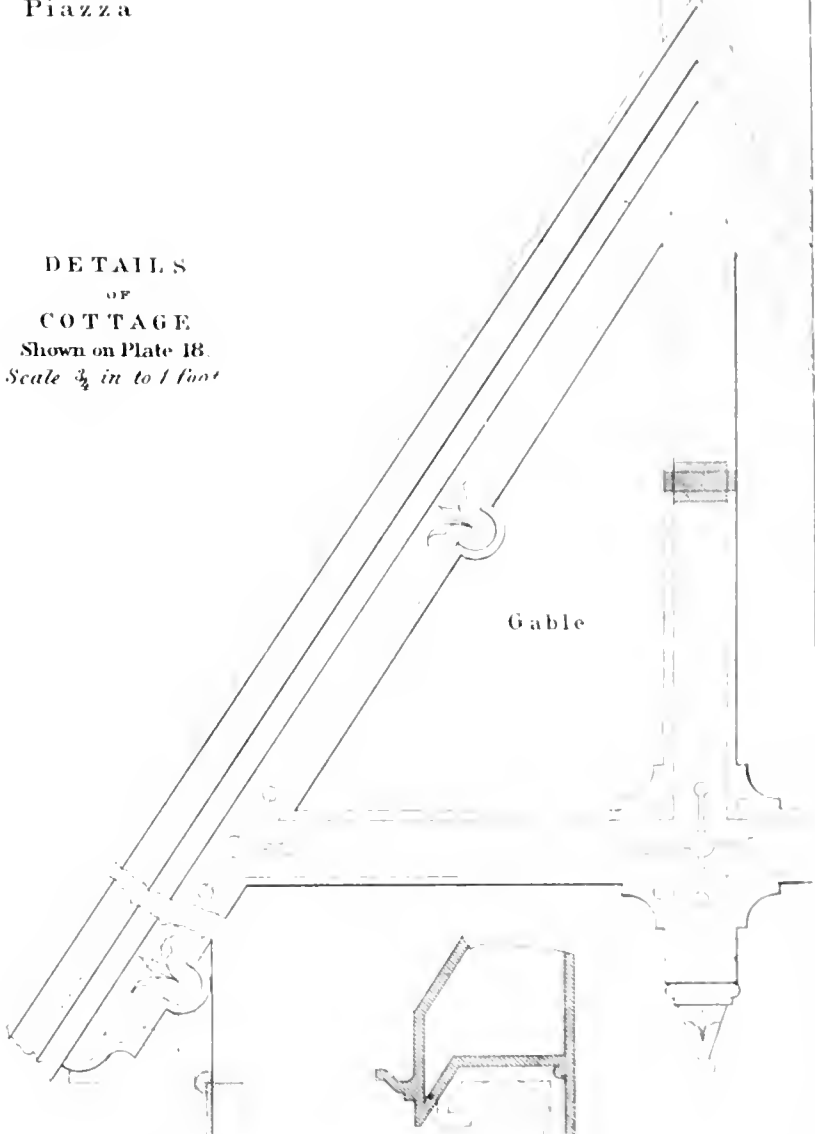


Dormer Window

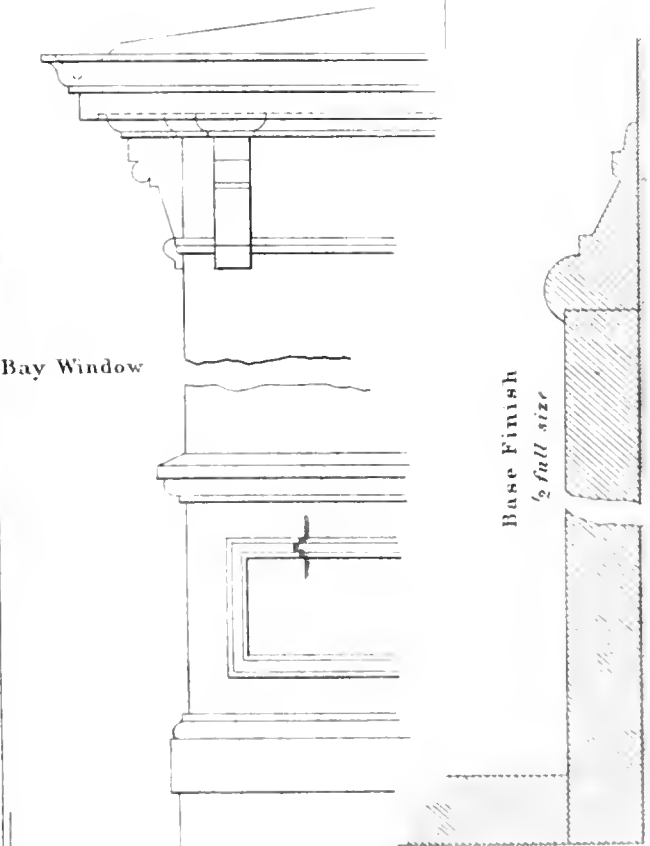


Piazza

DETAILS
OF
COTTAGE
Shown on Plate 18.
Scale $\frac{3}{4}$ in to 1 foot

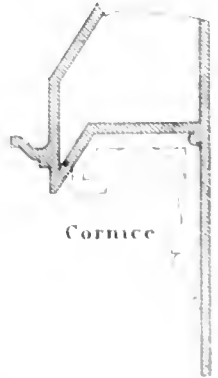


Gable

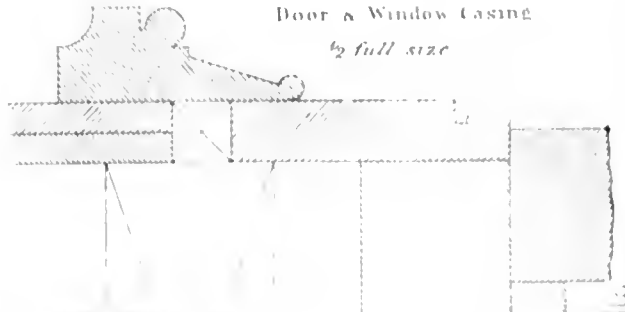


Bay Window


Base Finish
 $\frac{1}{2}$ full size




Cornice




Door & Window Casing
 $\frac{1}{2}$ full size




Nos. 1, 2, 3, 4, 5, 6, 7, 8, 9, 10, 11, drawn to scale of 4 feet to one inch; 12, 13, 14, 15 and 16 to scale of 2 feet to one inch.





Tuttle's Patent Register.

VENTILATORS AND WARM-AIR REGISTERS



Tuttle's Patent Register.

DWELLINGS,
STORES,
CHURCHES,
PUBLIC HALLS, &c.

MANUFACTURED AND FOR SALE BY THE

TUTTLE & BAILEY MANF'G CO.

No. 83 (formerly No. 74) BEEKMAN STREET, New York.

Those about to build or remodel buildings are interested in the

Warming and Ventilation of their apartments.

A good Warming Apparatus placed in the cellar of a dwelling, warming with one fire—no coal and ashes to be carried up and down stairs—is a



Ceiling Ventilator, for Churches or Halls.

luxury, and can be now obtained at a

VERY MODERATE COST.

The warmth is regulated, where it passes into the room, by an Ornamental Register, placed either in the floor or side wall.

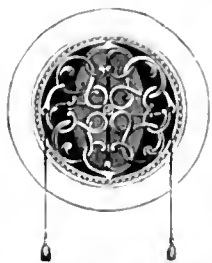
Every Sleeping Room, Sitting Room, Dining Room, Church or Public Hall should have one or more.

VENTILATORS,

Which should, if possible, open into or be connected, *at the floor*, with a *warm ventilating flue*, affording a chance for the foul air to escape, thus inviting the fresh, warm air, to enter the apartment.

The Cooking Range and the Heater should connect with different chimneys, so that in each chimney a *Warm Ventilating Flue* can be secured.

Tile Pipe makes an excellent Chimney Flue for the Range or Heater, and when placed inside a large brick flue, will when in use, warm the flue in which it is placed, thus making a genuine *Ventilating Shaft*, into which the Ventilators should open, or be connected with, by conductors under the floors.




Tuttle's Patent Ventilator

Price List and Catalogue will be sent free upon application.

TUTTLE & BAILEY MF'G CO.

No. 83 BEEKMAN STREET,

NEW YORK.

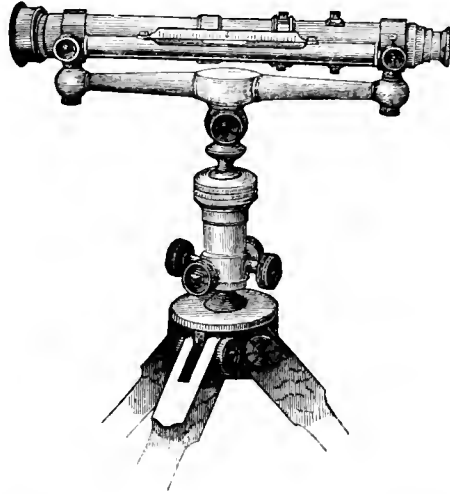


Round Register—Tuttle's Patent.

DRAWING INSTRUMENTS.

Engineers, Architects, Draughtsmen and Surveyors furnished with

LEVELS AND TRANSITS,



Rods, Chains, Tapes, Cases of Instruments,

PROFILE AND CROSS SECTION PAPERS,

Tracing Cloth, Tracing Paper, Transit and Level Books,

SEPARATE INSTRUMENTS AS

PROTRACTORS, SCALES, PARALLEL RULES, DIVIDERS,

PENCILS, RUBBER, WINSOR & NEWMAN'S COLORS,

India Ink, Erasers, Tacks, &c., &c.

SURVEYOR'S COMPASSES,

BUILDER'S LEVELS,

And all articles connected with the Profession.

SETS OF MATHEMATICAL INSTRUMENTS

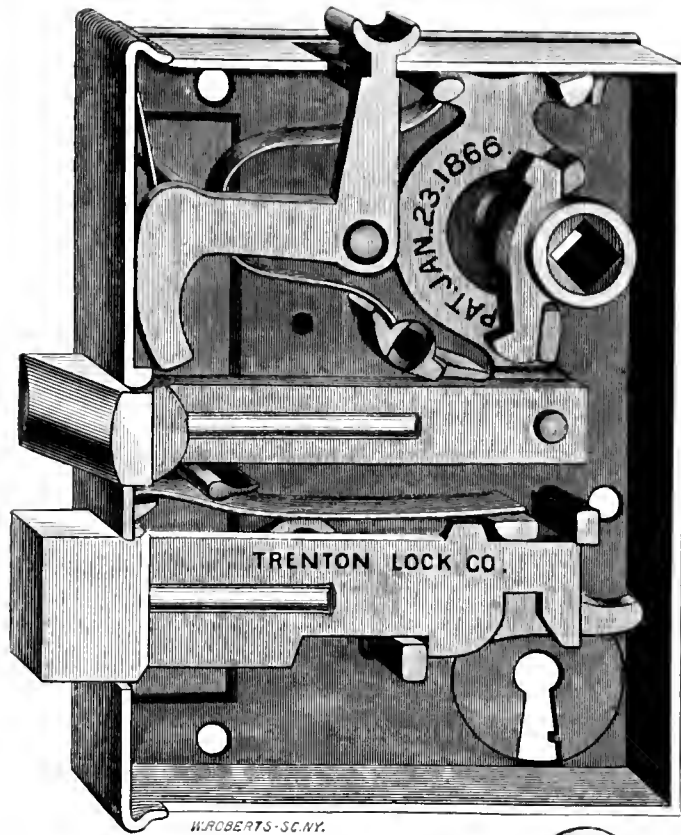
Prepared and Fitted in Cases to order.

JAMES W. QUEEN & CO.

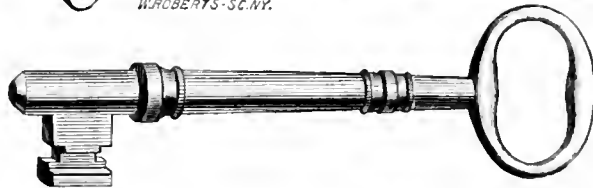
924 CHESTNUT STREET,

PHILADELPHIA.

PRICED CATALOGUES BY MAIL, 10 CENTS.



W. ROBERTS - SC. NY.



F. & L. MANY & MARSHALL,
 MANUFACTURERS OF
BUILDERS' HARDWARE,
 48 WARREN STREET,
 NEW YORK.

MORTICE & RIM LOCKS

OF EVERY DESCRIPTION.

Hand Plated and Pure Bronze Metal

Butts, Knobs, Escutcheons,

BELL PULLS, &c.

PLATED AND BRONZE

BUTTS, FLAPS AND KNOBS,

For Inside Blinds.

Plated and Bronze Sash Lifts,

And all Articles necessary for First Class
 Residences and Public Buildings.



Chain & Pulley for Heavy Sash.

Agency and Depot of the
TRENTON LOCK CO.


WRIGHT & THOMPSON'S
 PATENT IMPROVEMENT
 IN-POCKETING
Inside Blinds & Shutters

With the loss of only one inch of room, save the studding of inside, and pocketing the Blinds and Shutters from the dust, and saving all pocket paneling.

They can be furnished at a small advance over the cost of outside Blinds, and make a much neater finish.

County and State Rights for sale.

WRIGHT & THOMPSON,
 Elizabeth, N. J.



PATENT BUILDING PAPER

OF THREE SHADES.

TARRED SHEATHING,

For outside of Building, under Clapboards, a non-conductor of Cold, Heat and Dampness.

PREPARED PLASTERING BOARD.

A cheap and perfect substitute for lath and plaster, makes a smooth, warm and substantial wall, at less than half the usual cost.


DOUBLE THICK ROOFING,

and Quartz Cement, make a good water and fire proof roof, for less than \$3.50 per square.

DEAFENING FOR CEILINGS, &c.

CARPET LINING.

Samples and Circulars sent free by **ROCK RIVER PAPER CO.,** Chicago, or
B. E. HALE & CO., 23 and 24 Frankfort Street, New York.



J. W. FISKE

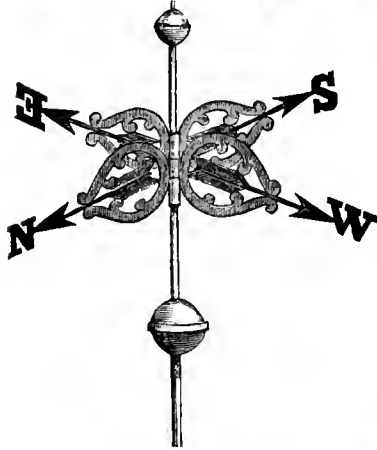


99

Chambers Street,

Corner of Church,

NEW YORK,

Manufacturer of



ORNAMENTAL IRON GOODS,

COMPRISING, IN PART,

FOUNTAINS, VASES, STATUARY,

Settees, Chairs, and other Garden Adornments.

ALSO,

IRON RAILINGS,

Both cast and wrought,

For Public and Private Buildings, Balconies, Cemeteries, &c.,

IRON AND WIRE DOOR AND WINDOW GUARDS,

Made to order of any dimensions.

CRESTINGS FOR MANSARD AND FRENCH ROOFS,

A large variety of new and desirable patterns.

GALVANIZED WIRE FENCE FOR LAWNS, FARMS, HENNERIES, &c., &c.,

IRON STABLE FIXTURES,

Comprising the largest variety and most approved styles in the country.


COPPER WEATHER VANES,

For CHURCHES, PUBLIC BUILDINGS, PRIVATE DWELLINGS, STABLES, &c., comprising over 200 varieties. Also made to order of any design required.

IRON FURNITURE,

IRON BEDSTEADS, &c.,

FOR PRIVATE USE AND PUBLIC INSTITUTIONS.



99 Chambers Street, New York.

CATALOGUES FURNISHED ON APPLICATION.

TOWN & COUNTRY PAINTS

Ground with Oil, in a Variety of Beautiful and Permanent Tints;

PREPARED FOR

PRIVATE USE AND THE PROFESSIONAL PAINTER,

Durable—Economical—Easily Applied.

Application for these Paints should, in all cases, be made to the nearest reputable dealer—not to us direct.

Discounts will be allowed to the trade only. Sample Cards, Price Lists and Pamphlets supplied.

HARRISON BROTHERS & CO.

NEW YORK AND PHILADELPHIA,

SOLE MANUFACTURERS AND PROPRIETORS OF

SYLVAN PERMANENT GREEN

EXQUISITE IN TINT, UNRIVALLED IN BODY, AND OF NEVER-FADING SHADE.

EVERY MAN HIS OWN PAINTER,

OR,

Paints—How to Select and Use them.

A PLAIN TREATISE ON

Homestead, Villa and Cottage Painting,

CONTAINING INFORMATION VALUABLE TO THE

HOUSEHOLDER & PRACTICAL PAINTER,

By the Author of "HOUSE DECORATION," &c.

Should be Read by Every One about to have Painting done.

SAMPLE COPY, POST PAID, 15 CENTS.

PHILADELPHIA: HENRY CAREY BAIRD, INDUSTRIAL PUBLISHER, 406 WALNUT ST.

MINTON'S
ENCAUSTIC TILES FOR FLOORS.

MINTON'S
ENCAUSTIC AND PAVING TILES,

For Vestibules, Halls, Hearths, Conservatories, etc., in Dwellings, and for
CHURCHES, BANKS, STORES, ETC.

AS LAID BY US IN THE

CAPITOL AT WASHINGTON.

GLAZED WALL TILES,

In Brilliant Colors for Grates and Fire-Places,

AND FOR INSERTION IN

WAINSCOTING, MANTELS, DOOR-FRAMES, FURNITURE, ETC.

Both kinds of Tiles are used in Panels of Brick and Stone

FOR EXTERIOR DECORATION.

Garnkirk Chimney Tops, Glazed Stone Ware Drain Pipes,

VASES for **LAWNS** and **GARDENS,**

PLUMBERS' MATERIALS,

AND FIXTURES OF EVERY DESCRIPTION, READY FOR USE.

FOR SALE BY

MILLER & COATES,

279 PEARL STREET.


New York.

Patterns of Minton's Tiles for Floors,

FOR SALE BY

MILLER & COATES, 279 PEARL ST., NEW YORK.


No 18



c. sq. foot.

c. laid


No 20



c. sq. foot

c. laid


No 136



c. sq. foot

c. laid


No 133



c. sq. foot.

c. laid


No 19



c. sq. foot.

c. laid


No 21



c. sq. foot

laid

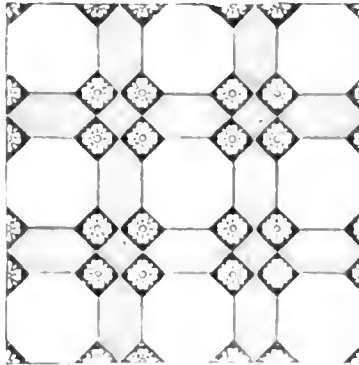
No 2



c. sq. foot

c. laid


No 139



c. sq. foot

c. laid

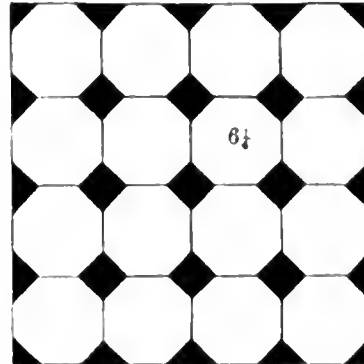
No 8



c. sq. foot

c. laid


No 1



c. sq. foot

c. laid


No 3



c. sq. foot

c. laid

No 6



c. sq. foot

c. laid

OTHER PATTERNS AND PRICES WILL BE SENT ON APPLICATION.

1. 2. 3. 4.

1. 2. 3. 4.

1. 2. 3. 4.

1. 2. 3. 4.

1. 2. 3. 4.

1. 2. 3. 4.

1. 2. 3. 4.

1. 2. 3. 4.

1. 2. 3. 4.

1. 2. 3. 4.

1. 2. 3. 4.

1. 2. 3. 4.

1. 2. 3. 4.

1. 2. 3. 4.

1. 2. 3. 4.

1. 2. 3. 4.

1. 2. 3. 4.

1. 2. 3. 4.

1. 2. 3. 4.

1. 2. 3. 4.

1. 2. 3. 4.

1. 2. 3. 4.

1. 2. 3. 4.

UNIVERSITY OF ILLINOIS-URBANA
Q 720847V1872 CD01
BICKNELL'S VILLAGE BUILDER REV ED ISP



3 0112 024609486